

ISLE OF MAN
FINANCIAL SERVICES AUTHORITY

Lught-Reill Shirveishyn Argidoil Ellan Vannin

FUNDS QUARTERLY STATISTICAL BULLETIN

31 March 2017

Contents

1. Net Asset Value of Funds.....	3
2. Fund Categorisations – Change in aggregate NAVs and number of funds during the quarter.....	4
3. Sectoral Fund breakdown by Net Asset Value.....	5
4. Domicile of all Funds administered in the IOM.....	6
5. Asset Class of all Funds.....	7

Date issued: May 2017

Enquiries

Funds & Investment Services Team

Banking, Funds & Investments Division

Isle of Man Financial Services Authority

P.O. Box 58, Finch Hill House, Bucks Road, Douglas, Isle of Man, IM99 IDT

Tel: (01624) 646000

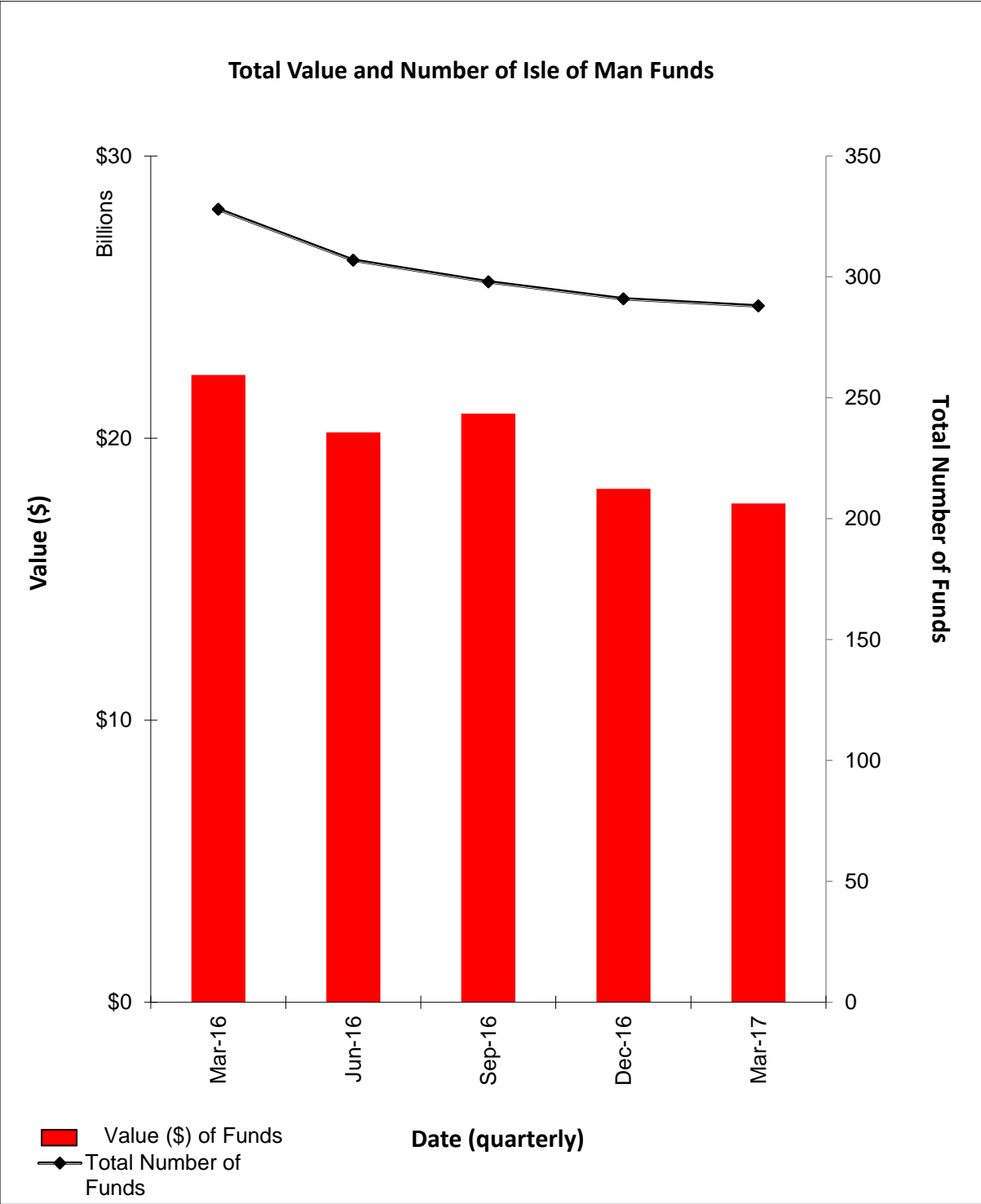
Fax: (01624) 646001

Email: info@iomfsa.im

Website: www.iomfsa.im

For further details of the regulatory framework for each type of scheme please refer to the Funds page of the Authority's website: <http://www.iomfsa.im>

1. Net Asset Value (NAV) of Funds

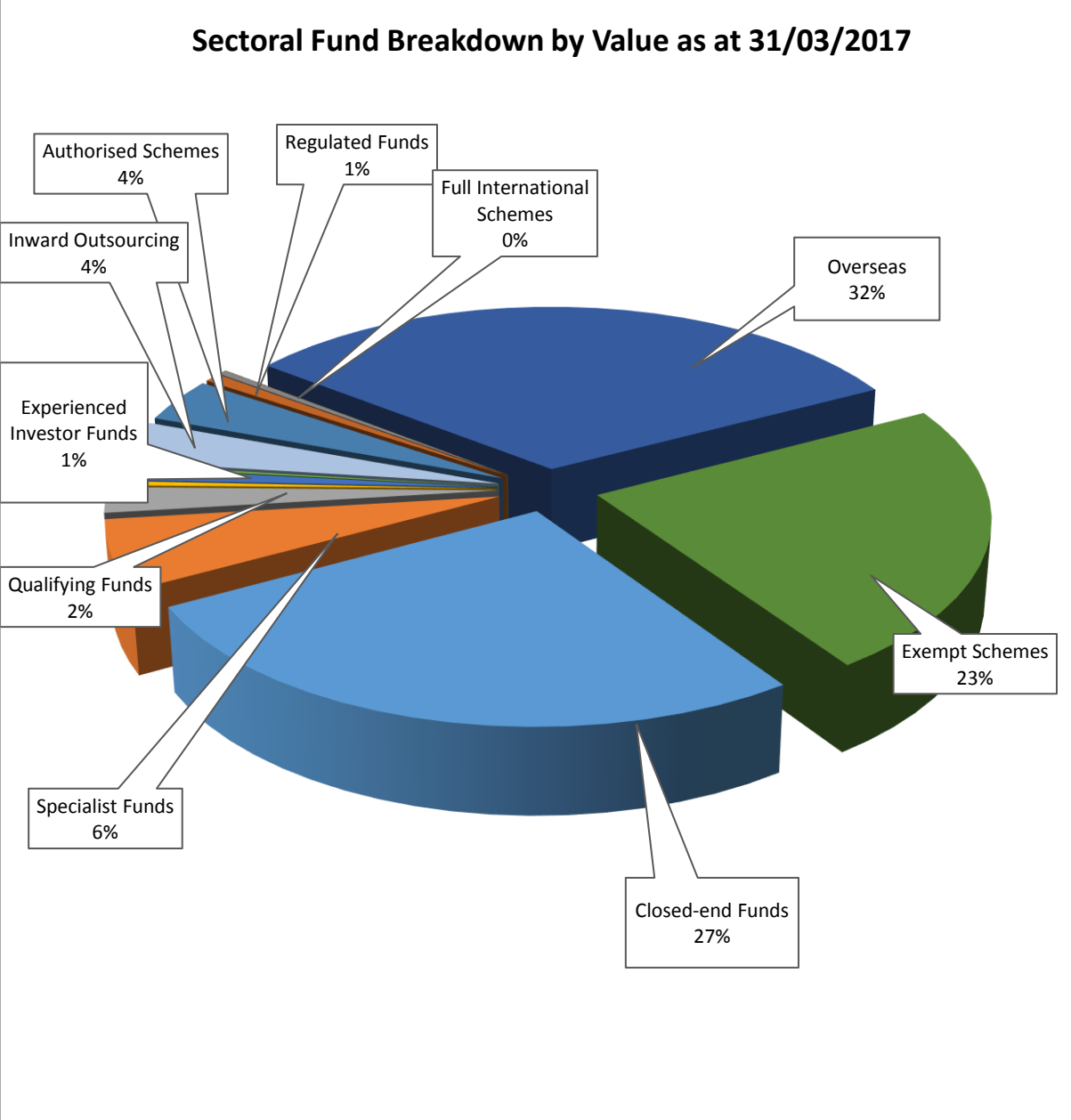


2. Fund Categorisations – Change in aggregate NAVs and number of funds during the quarter

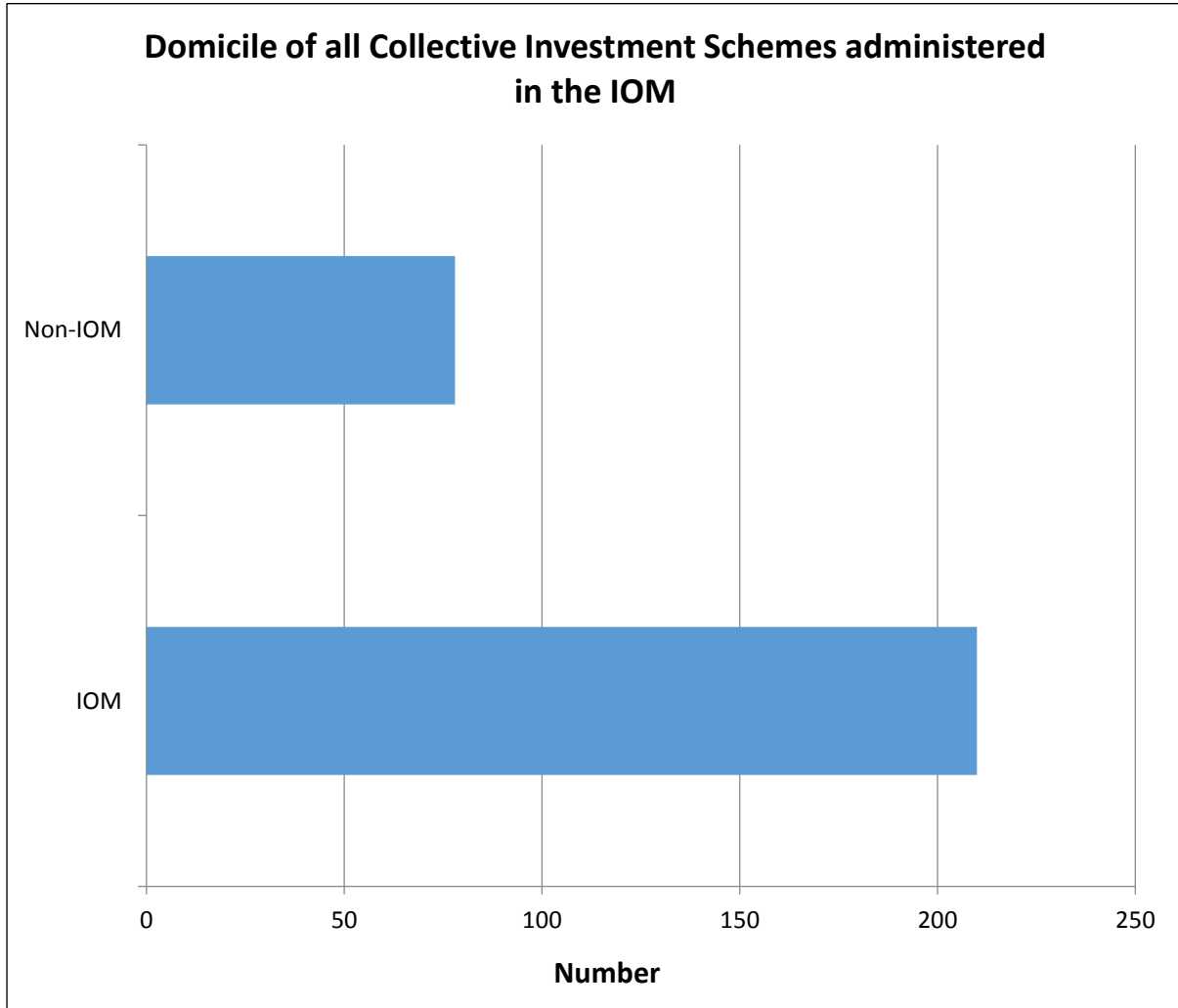
Fund Type	No. of Funds	New	Ceased	GAV March 2017 US\$	NAV Dec 2016 US\$	NAV March 2017 US\$	NAV Quarterly % change
Authorised Schemes (retail)	5	0	0	668.94m	687.56m	668.69m	-2.74%
Regulated Fund (can be retail)	4	0	0	176.27m	121.46m	131.48m	+8.25%
Specialist Fund	17	1	0	1.31bn	1.21bn	1.06bn	-12.40%
Qualifying Fund	11	0	0	431.49m	382.08m	387.56m	+1.41%
Full International Scheme (retail legacy fund)	3	N/A	0	70.85m	77.34m	70.71m	-8.57%
Experienced Investor Funds ('EIF') (Legacy Funds)							
Closed EIF	8	N/A	0	55.03m	43.86m	41.51m	-5.36%
Legacy EIF	5	N/A	0	520.02m	183.95m	185.08m	+0.61%
Qualifying EIF	7	N/A	0	68.33m	70.82m	66.87m	-5.58%
Exempt Schemes	128	1	3	5.56bn	4.82bn	4.08bn	-15.35%
Overseas Schemes	56	0	1	5.95bn	5.37bn	5.63bn	+4.84%
Services to overseas managers or administrators of schemes (previously Inward Outsourcing)	3	0	0	638.69m	646.65m	637.98m	-1.34%
Closed-Ended Investment Companies¹ (CEIC)	41	0	1	5.90bn	4.60bn	4.72bn	+2.60%
TOTAL FOR ALL FUNDS	288	2	5	21.35 billion	18.20 billion	17.68 billion	-2.86%

¹ This figure covers only those Closed Ended Investment Companies for which licenceholders are required to report statistics

3. Sectoral Fund Breakdown by NAV



4. Domicile of all Funds administered or managed in the IOM including services to overseas managers or administrators of schemes.



Origin of non-Isle of Man schemes:

Cayman	47	Delaware	2
BVI	17	Bermuda	2
Jersey	3	Ireland	2
UK	3	Guernsey	1
		Gibraltar	1

5. Asset Class of all Funds

