



ISLE OF MAN
FINANCIAL SERVICES AUTHORITY

Lught-Reill Shirveishyn Argidoil Ellan Vannin

FUNDS QUARTERLY STATISTICAL BULLETIN

31 December 2016

Isle of Man Financial Services Authority

Contents

- | | |
|---|-----|
| 1. Net Asset Value of Funds | p.3 |
| 2. Fund Categorisations – Change in aggregate NAVs and number of funds during the quarter | p.4 |
| 3. Sectoral Fund breakdown by Net Asset Value | p.5 |
| 4. Domicile of all Funds administered in the IOM | p.6 |
| 5. Asset Class of all Funds | p.7 |

Date issued: 3 March 2017

Enquiries

Funds and Investment Services Team

Banking, Funds & Investment Division

Isle of Man Financial Services Authority

P.O. Box 58, Finch Hill House, Bucks Road, Douglas, Isle of Man, IM99 IDT

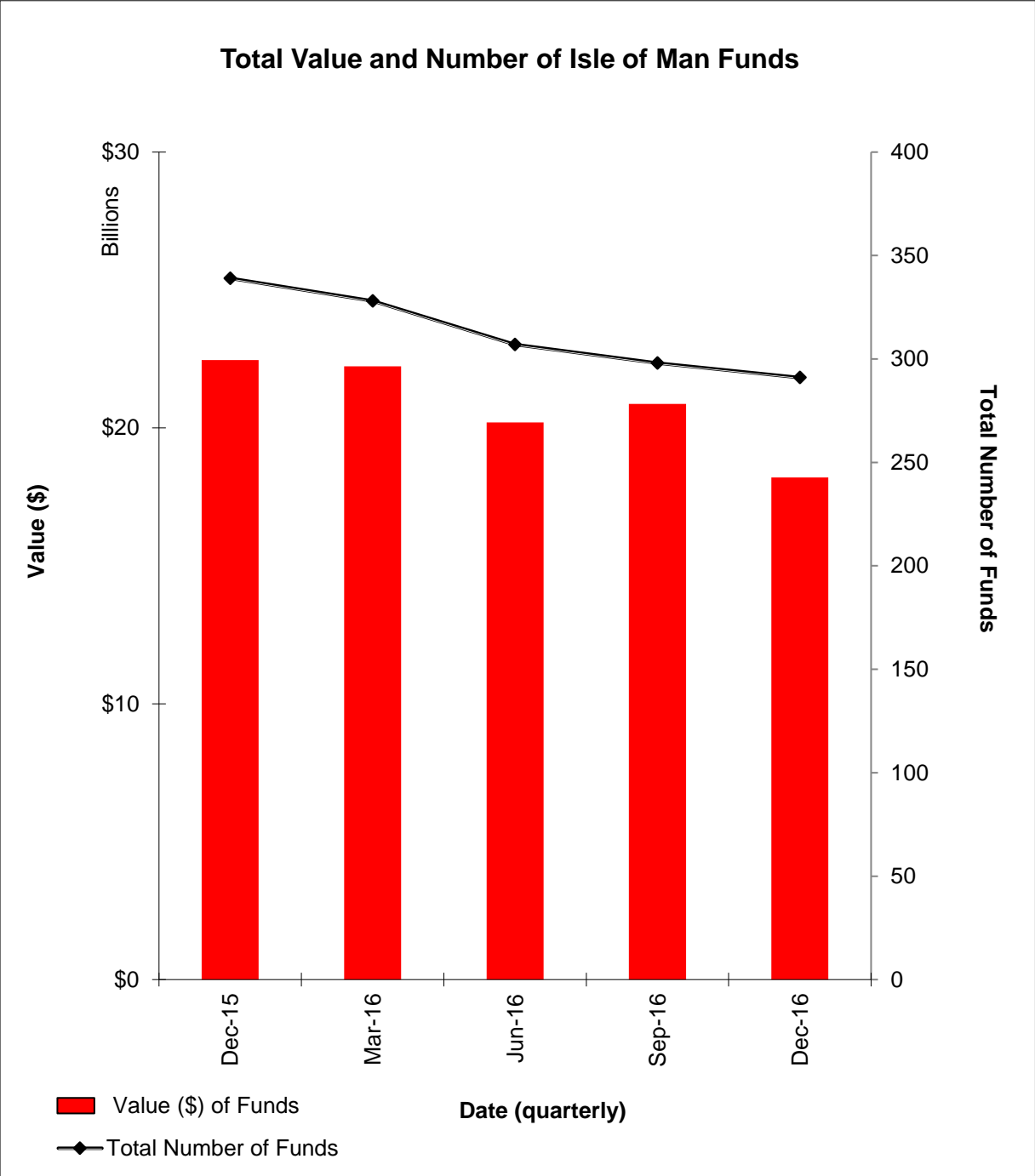
Tel: (01624) 646000

Fax: (01624) 646001

Email: info@iomfsa.im

Website: www.iomfsa.im

1. Net Asset Value (NAV) of Funds



Isle of Man Financial Services Authority

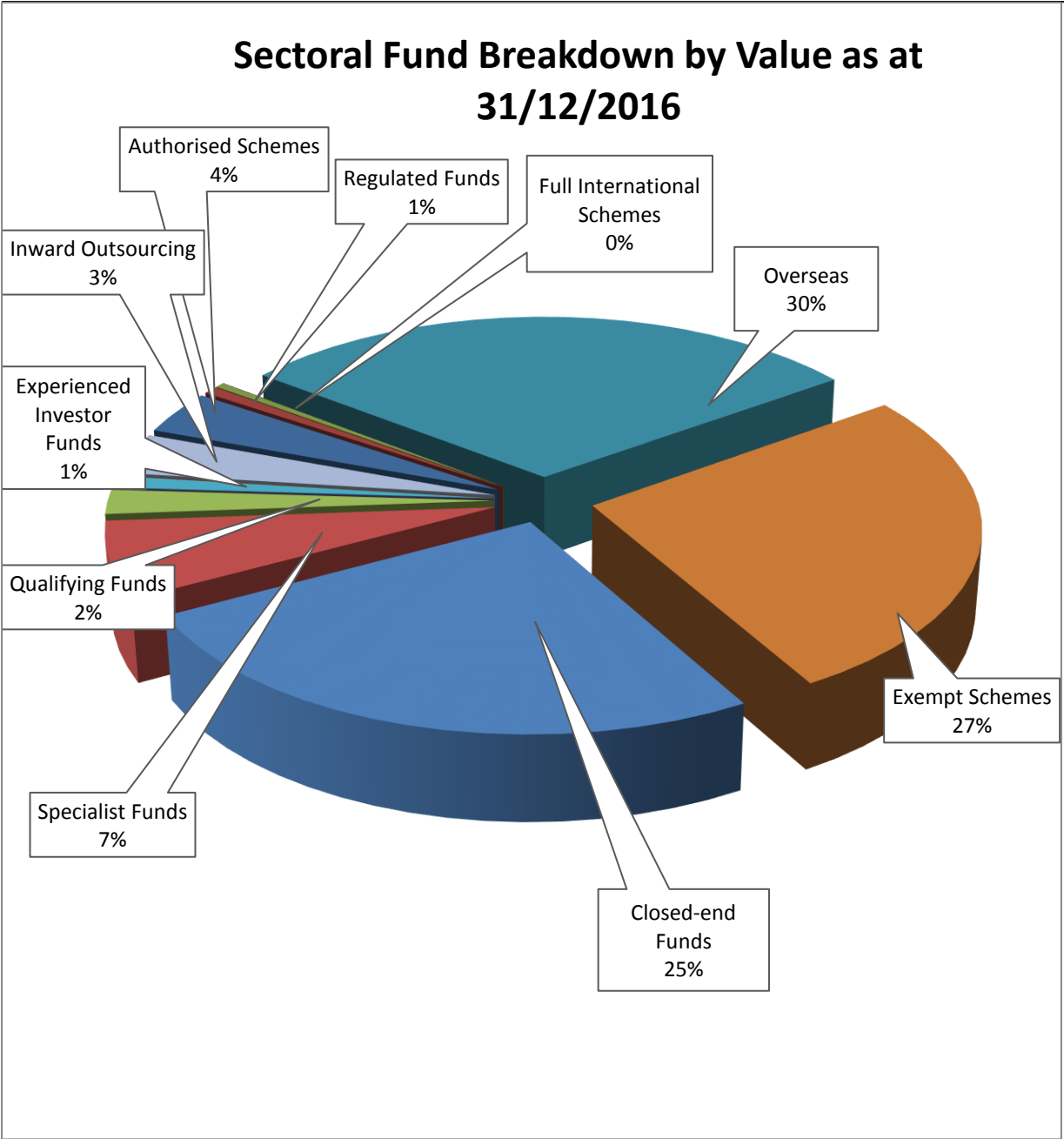
2. Fund Categorisations - Change in aggregate NAVs and number of funds during the quarter

Fund Type	No. of Funds	New	Ceased	GAV Dec 2016 US\$	NAV Sep 2016 US\$	NAV Dec 2016 US\$	NAV Quarterly % change
Authorised Schemes (retail)	5	0	0	687.80m	760.85m	687.56m	-9.63%
Regulated Fund (can be retail)	4	0	0	162.44m	120.40m	121.46m	+0.88%
Specialist Fund	16	1	4	1.36bn	1.32bn	1.21bn	-8.33%
Qualifying Fund	11	1	1	425.57m	403.84m	382.08m	-5.39%
Full International Scheme (retail legacy fund)	3	N/A	0	77.45m	77.76m	77.34m	-0.54%
Experienced Investor Funds (‘EIF’) (Legacy Funds)							
Closed EIF	8	N/A	0	57.15m	47.44m	43.86m	-7.55%
Legacy EIF	5	N/A	2	479.32m	199.74m	183.95m	-7.91%
Qualifying EIF	7	N/A	0	72.23m	94.97m	70.82m	-25.43%
Exempt schemes	130	5	1	6.22bn	4.71bn	4.82bn	+2.33%
Overseas schemes	57	1	1	5.56bn	5.28bn	5.37bn	+1.68%
Inward Outsourcing	3	0	6	646.86m	3.44bn	646.65m	-81.19%
Closed-Ended Investment Companies¹ (CEIC)	42	1	1	5.61bn	4.41bn	4.60bn	+4.13%
TOTAL FOR ALL FUNDS	291	9	16	21.36 billion	20.87 billion	18.20 billion	-12.79%

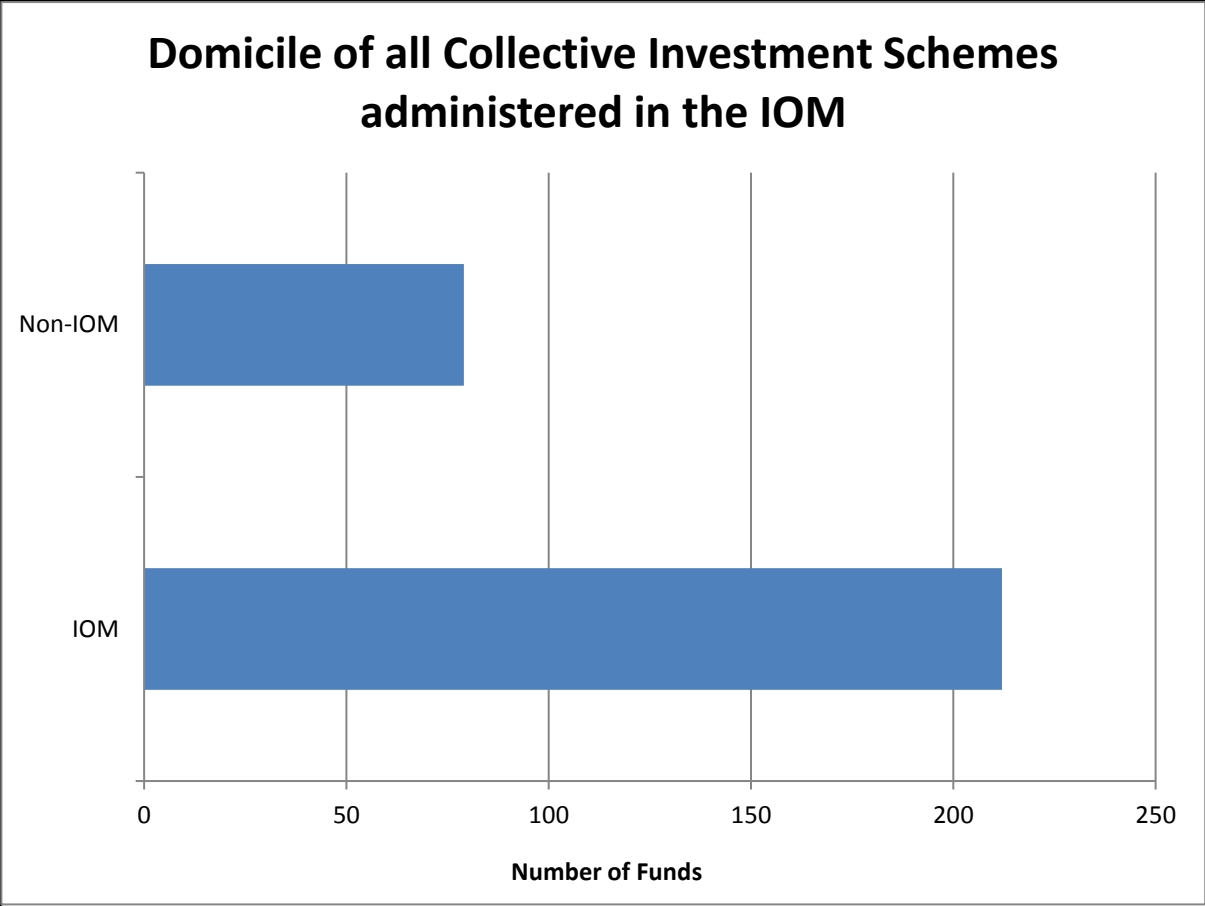
For further details of the regulatory framework for each type of scheme please refer to the Funds page of the Authority’s website: <http://www.iomfsa.im>

¹ This figure covers only those Closed Ended Investment Companies for which licenceholders are required to report statistics

3. Sectoral Fund Breakdown by NAV



4. Domicile of all Funds administered or managed in the IOM including inward outsourcing arrangements.



Origin of non-Isle of Man schemes:

Cayman	48	Delaware	2
BVI	17	Bermuda	2
Jersey	3	Ireland	2
UK	3	Guernsey	1
		Gibraltar	1

5. Asset Class of all Funds

