

**ISLE OF MAN**  
**FINANCIAL SERVICES AUTHORITY**

---

*Lught-Reill Shirveishyn Argidoil Ellan Vannin*

# **FUNDS QUARTERLY STATISTICAL BULLETIN**

**30 September 2017**

## Contents

1. Net Asset Value of Funds.....	3
2. Fund Categorisations – Change in aggregate NAVs and number of funds during the quarter.....	4
3. Sectoral Fund breakdown by Net Asset Value.....	5
4. Domicile of all Funds administered in the IOM.....	6
5. Asset Class of all Funds.....	7

Date issued: January 2018

### Enquiries

Banking, Funds & Investment Division

Isle of Man Financial Services Authority

P.O. Box 58, Finch Hill House, Bucks Road, Douglas, Isle of Man, IM99 IDT

Tel: (01624) 646000

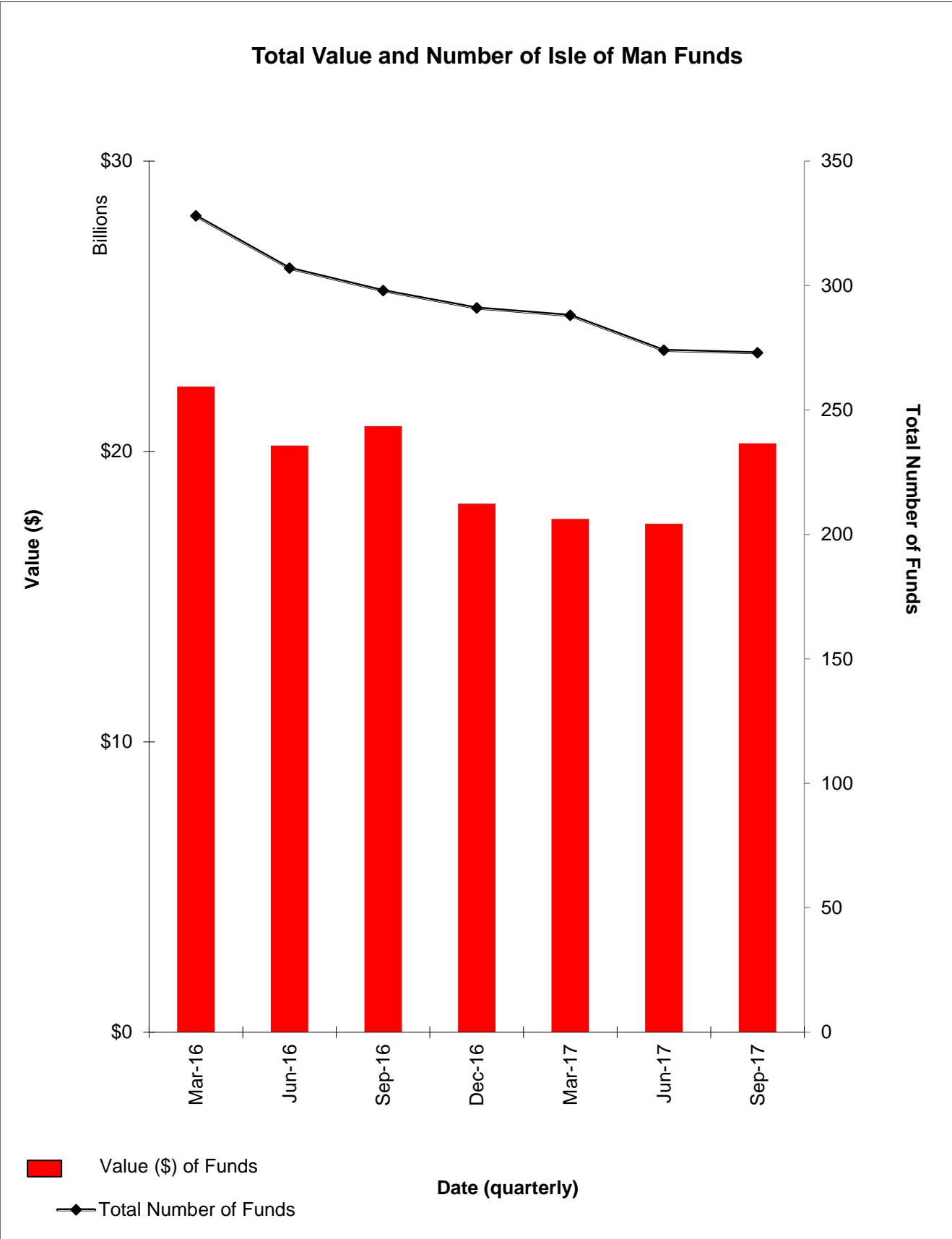
Fax: (01624) 646001

Email: [info@iomfsa.im](mailto:info@iomfsa.im)

Website: [www.iomfsa.im](http://www.iomfsa.im)

For further details of the regulatory framework for each type of scheme please refer to the Funds page of the Authority's website: <http://www.iomfsa.im>

### 1. Net Asset Value (NAV) of Funds

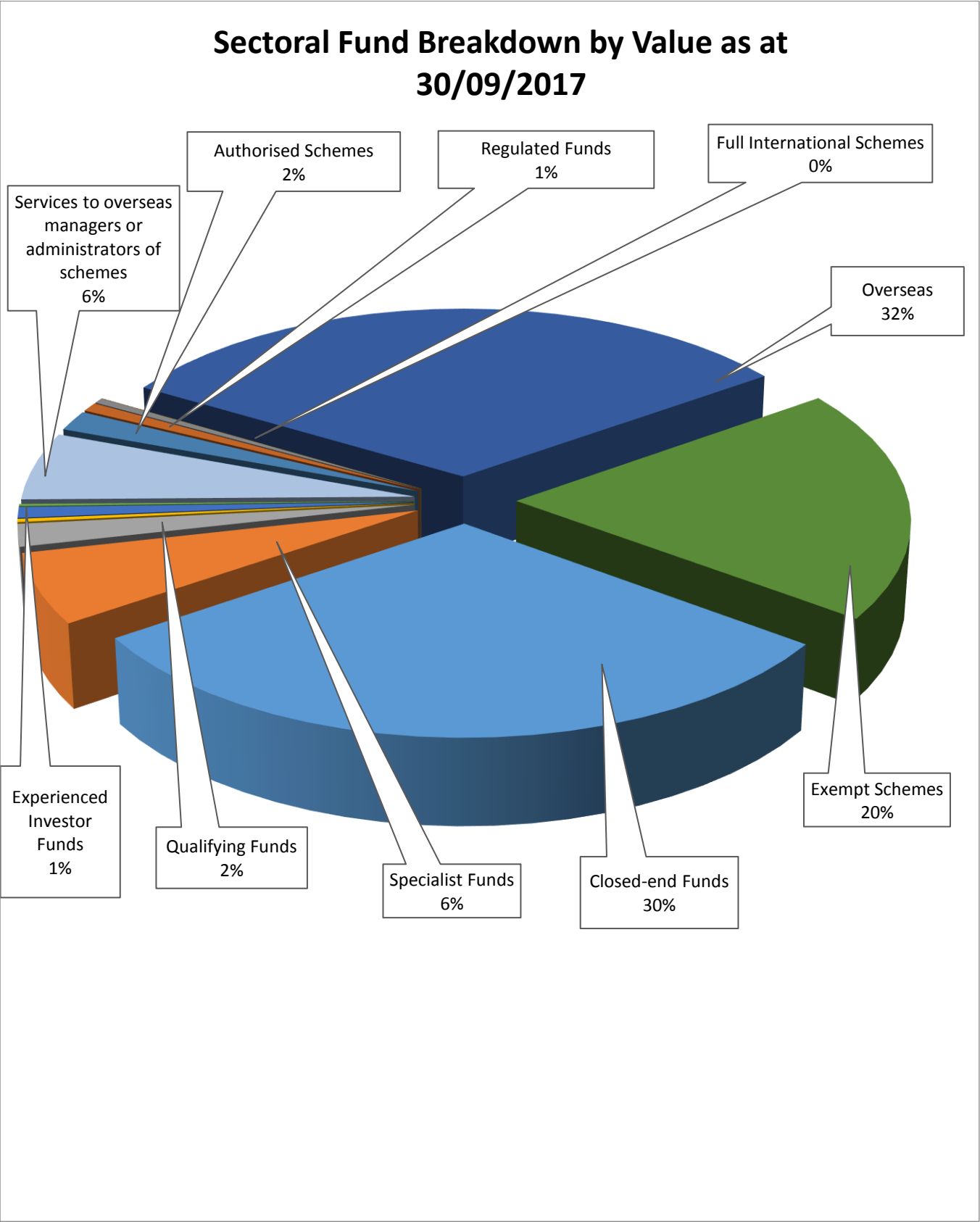


## 2. Fund Categorisations – Change in aggregate NAVs and number of funds during the quarter

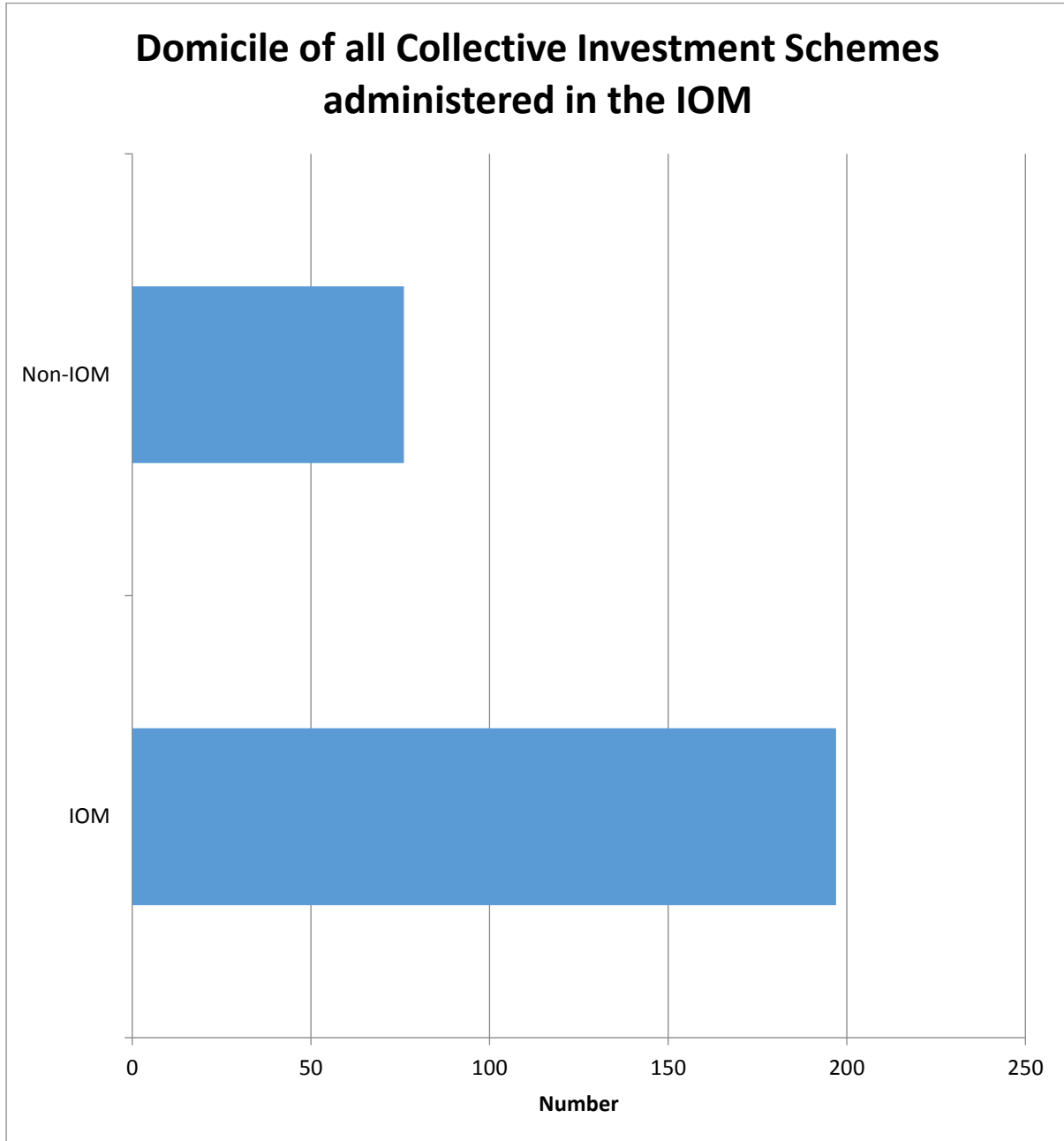
Fund Type	No. of Funds	New	Ceased	NAV June 2017 US\$	NAV Sept 2017 US\$	NAV Quarterly % change
<b>Authorised Schemes (retail)</b>	5	0	0	337.52m	346.72m	+2.73%
<b>Regulated Fund (can be retail)</b>	4	0	0	143.79m	153.00m	+6.41%
<b>Specialist Fund</b>	18	1	0	1.08bn	1.21bn	+12.04%
<b>Qualifying Fund</b>	11	0	0	352.06m	386.20m	+9.70%
<b>Full International Scheme (retail legacy fund)</b>	3	N/A	0	77.64m	90.10m	+16.05%
<b>Experienced Investor Funds ('EIF') (Legacy Funds)</b>						
<b>Closed EIF</b>	8	N/A	0	40.86m	35.73m	-12.56%
<b>Legacy EIF</b>	5	N/A	0	186.97m	186.34m	-0.34%
<b>Qualifying EIF</b>	7	N/A	0	59.92m	55.73m	-7.00%
<b>Exempt Schemes</b>	117	4	6	3.97bn	4.01bn	+1.01%
<b>Overseas Schemes</b>	50	1	0	5.91bn	6.45bn	+9.14%
<b>Services to overseas managers or administrators of schemes (previously Inward Outsourcing)</b>	5	2	0	667.26m	1.17bn	+75.34%
<b>Closed-Ended Investment Companies<sup>1</sup> (CEIC)</b>	40	0	3	4.69bn	6.19bn	+31.98%
<b>TOTAL FOR ALL FUNDS</b>	<b>273</b>	<b>8</b>	<b>9</b>	<b>17.52 billion</b>	<b>20.28 billion</b>	<b>+15.75%</b>

<sup>1</sup> This figure covers only those Closed Ended Investment Companies for which licenceholders are required to report statistics

### 3. Sectoral Fund Breakdown by NAV



**4. Domicile of all Funds administered or managed in the IOM including services to overseas managers or administrators of schemes.**



**Origin of non-Isle of Man schemes:**

Cayman	46	Bermuda	1
BVI	17	Ireland	2
Jersey	5	Guernsey	1
UK	3	Gibraltar	1

### 5. Asset Class of all Funds

