

**ISLE OF MAN**  
**FINANCIAL SERVICES AUTHORITY**

---

*Lught-Reill Shirveishyn Argidoil Ellan Vannin*

# **FUNDS QUARTERLY STATISTICAL BULLETIN**

**31 December 2017**

## Contents

1. Net Asset Value of Funds.....	3
2. Fund Categorisations – Change in aggregate NAVs and number of funds during the quarter.....	4
3. Sectoral Fund breakdown by Net Asset Value.....	5
4. Domicile of all Funds administered in the IOM.....	6
5. Asset Class of all Funds.....	7

Date issued: March 2018

### Enquiries

Banking, Funds & Investment Division

Isle of Man Financial Services Authority

P.O. Box 58, Finch Hill House, Bucks Road, Douglas, Isle of Man, IM99 IDT

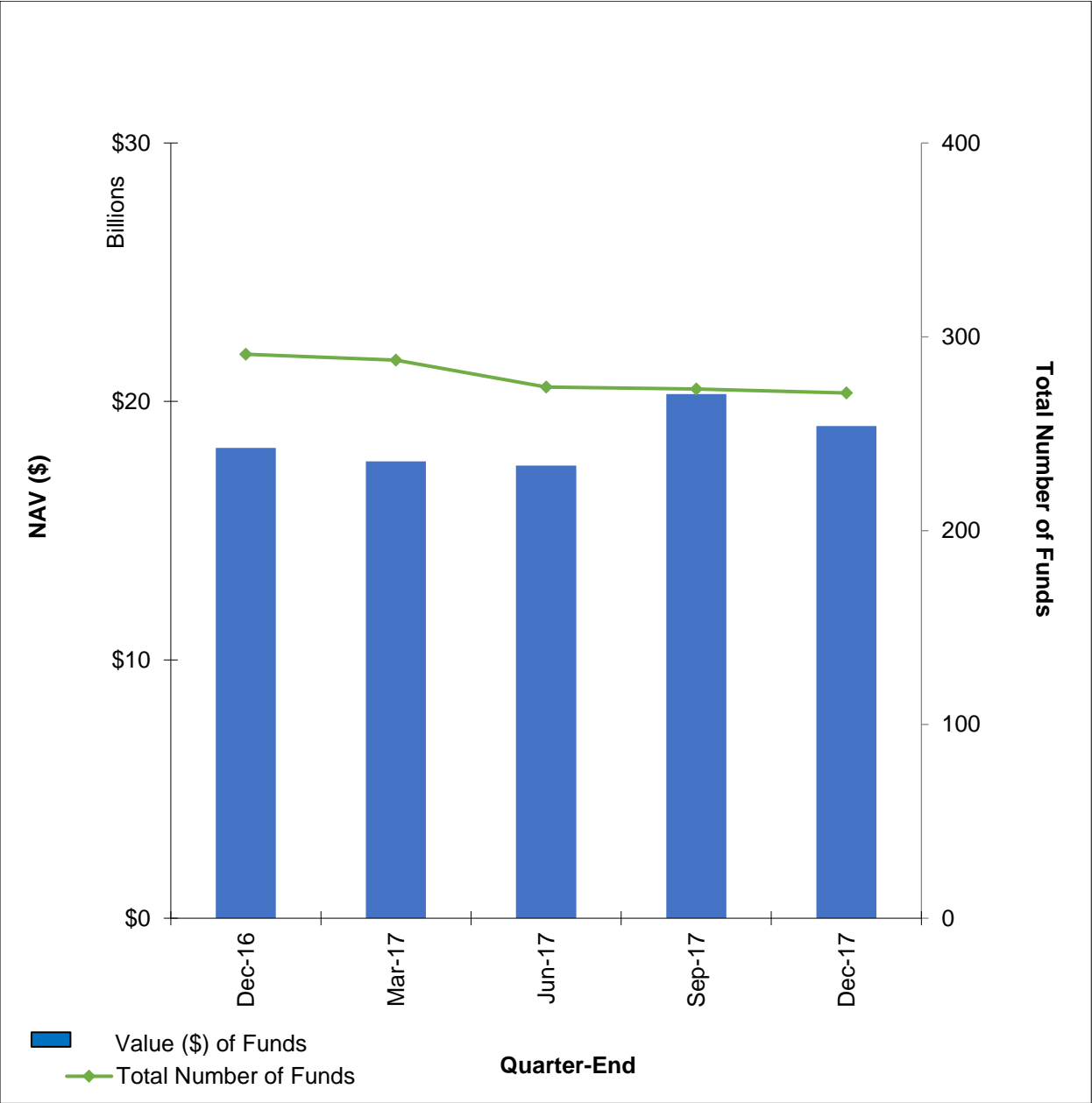
Tel: (01624) 646000

Email: [info@iomfsa.im](mailto:info@iomfsa.im)

Website: [www.iomfsa.im](http://www.iomfsa.im)

For further details of the regulatory framework for each type of scheme please refer to the Funds page of the Authority's website.

### 1. Net Asset Value (NAV) and Number of Funds

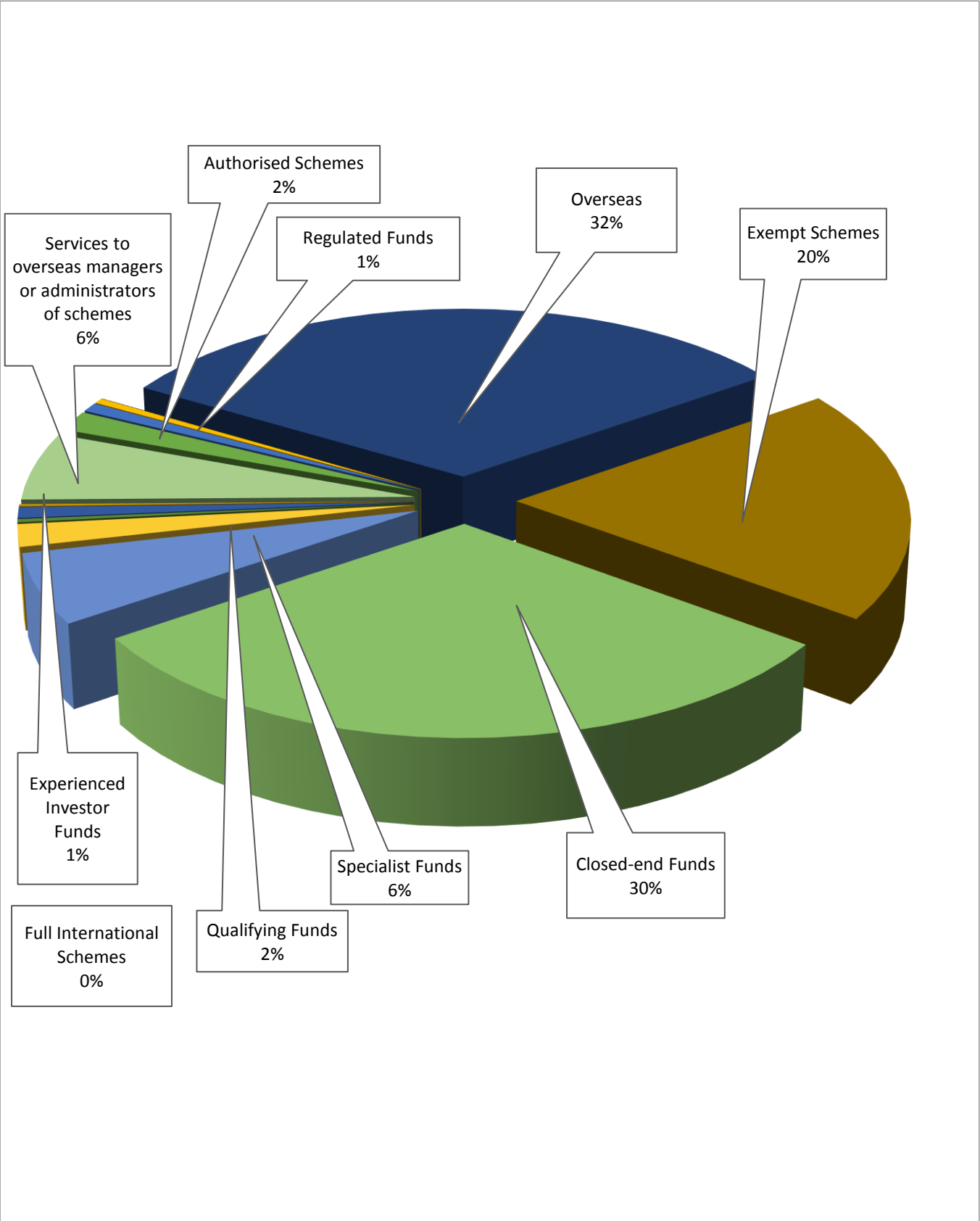


## 2. Fund Categorisations – Change in aggregate NAVs and number of funds during the quarter

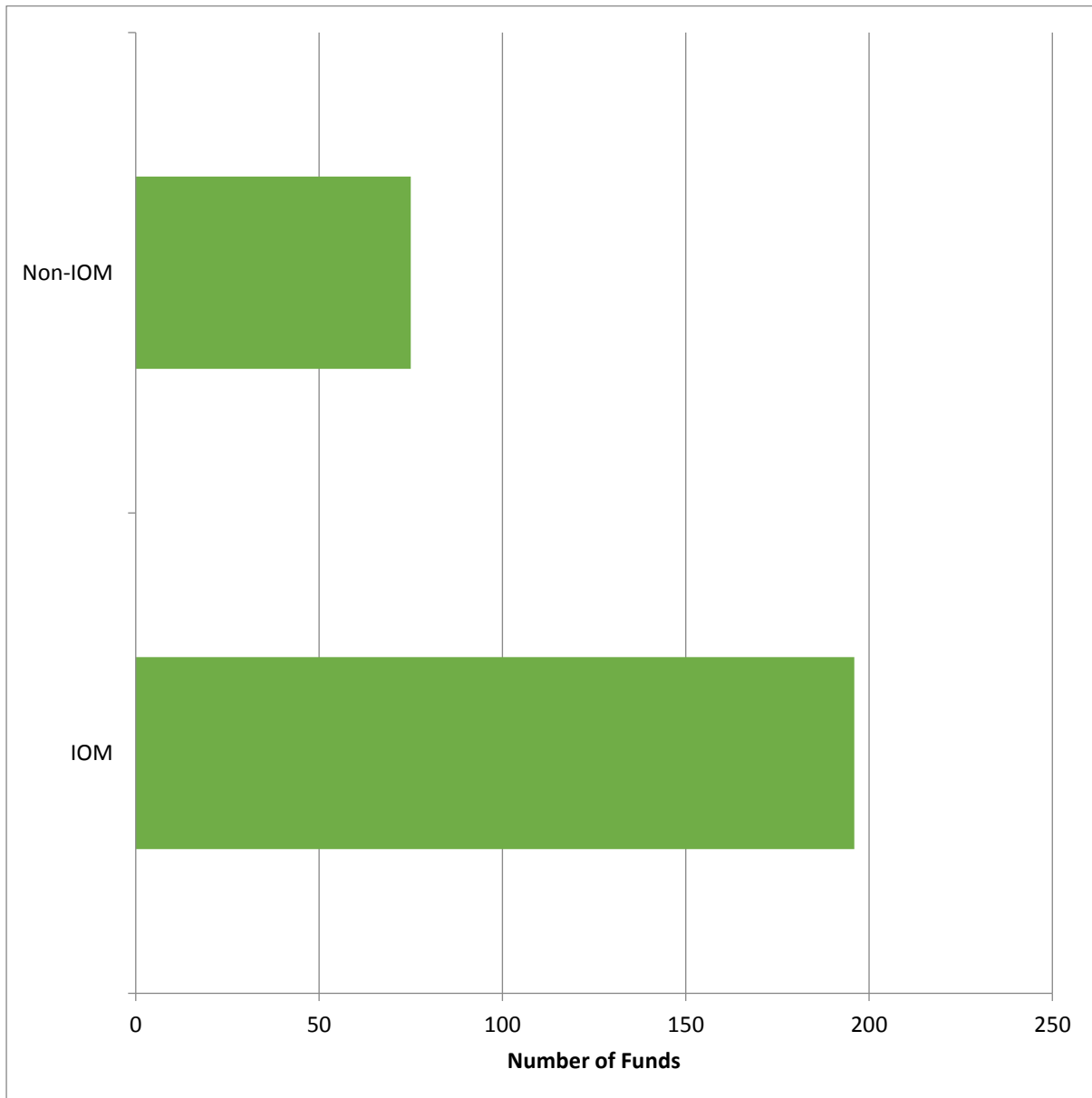
Fund Type	No. of Funds	New	Ceased	NAV Sept 2017 US\$	NAV Dec 2017 US\$	NAV Quarterly % change
<b>Authorised Schemes (retail)</b>	4	0	1	346.72m	347.52m	+0.23%
<b>Regulated Fund (can be retail)</b>	4	0	0	153.00m	106.54m	-30.37%
<b>Specialist Fund</b>	17	0	1	1.21bn	1.26bn	+4.13%
<b>Qualifying Fund</b>	11	0	0	386.20m	269.55m	-30.20%
<b>Full International Scheme (retail legacy fund)</b>	3	N/A	0	90.10m	99.08m	+9.97%
<b>Experienced Investor Funds ('EIF') (Legacy Funds)</b>						
<b>Closed EIF</b>	8	N/A	0	35.73m	34.02m	-4.79
<b>Legacy EIF</b>	5	N/A	0	186.34m	186.26m	-0.04%
<b>Qualifying EIF</b>	6	N/A	1	55.73m	50.27m	-9.80%
<b>Exempt Schemes</b>	120	3	0	4.01bn	4.08bn	+1.75%
<b>Overseas Schemes</b>	47	0	3	6.45bn	5.27bn	-18.29%
<b>Services to overseas managers or administrators of schemes (previously Inward Outsourcing)</b>	5	0	0	1.17bn	1.20bn	+2.56%
<b>Closed-Ended Investment Companies<sup>1</sup> (CEIC)</b>	40	1	1	6.19bn	6.14bn	-0.81%
<b>TOTAL FOR ALL FUNDS</b>	<b>270</b>	<b>4</b>	<b>7</b>	<b>20.28 billion</b>	<b>19.04 billion</b>	<b>-6.11%</b>

<sup>1</sup> This figure covers only those Closed Ended Investment Companies for which licenceholders are required to report statistics

### 3. Sectoral Fund Breakdown by NAV as at 31 December 2017



**4. Domicile of all Collective Investment Schemes administered or managed in the IOM, including services to overseas managers or administrators of schemes.**



**Origin of non-Isle of Man schemes:**

Cayman	45	Bermuda	1
BVI	17	Ireland	2
Jersey	5	Guernsey	1
UK	3	Gibraltar	1

### 5. Asset Class of all Collective Investment Schemes

