

ISLE OF MAN
FINANCIAL SERVICES AUTHORITY

Lught-Reill Shirveishyn Argidoil Ellan Vannin

FUNDS QUARTERLY STATISTICAL BULLETIN

31 March 2018

Contents

1. Net Asset Value of Funds.....	3
2. Fund Categorisations – Change in aggregate NAVs and number of funds during the quarter.....	4
3. Sectoral Fund breakdown by Net Asset Value.....	5
4. Domicile of all Funds administered in the IOM.....	6
5. Asset Class of all Funds.....	7

Date issued: June 2018

Enquiries

Banking, Funds & Investment Division

Isle of Man Financial Services Authority

P.O. Box 58, Finch Hill House, Bucks Road, Douglas, Isle of Man, IM99 IDT

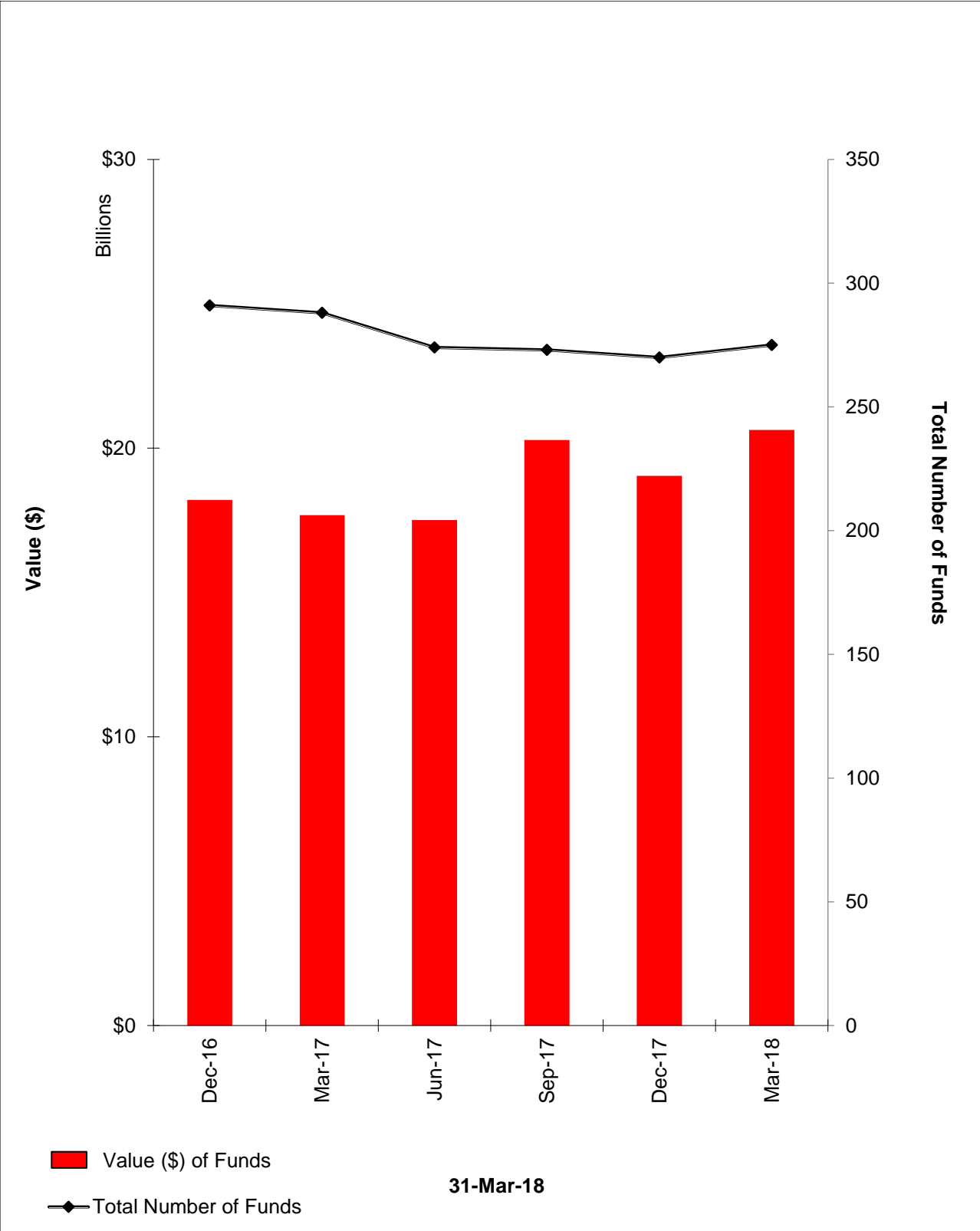
Tel: (01624) 646000

Email: info@iomfsa.im

Website: www.iomfsa.im

For further details of the regulatory framework for each type of scheme please refer to the Funds page of the Authority's website.

1. Net Asset Value (NAV) and Number of Funds

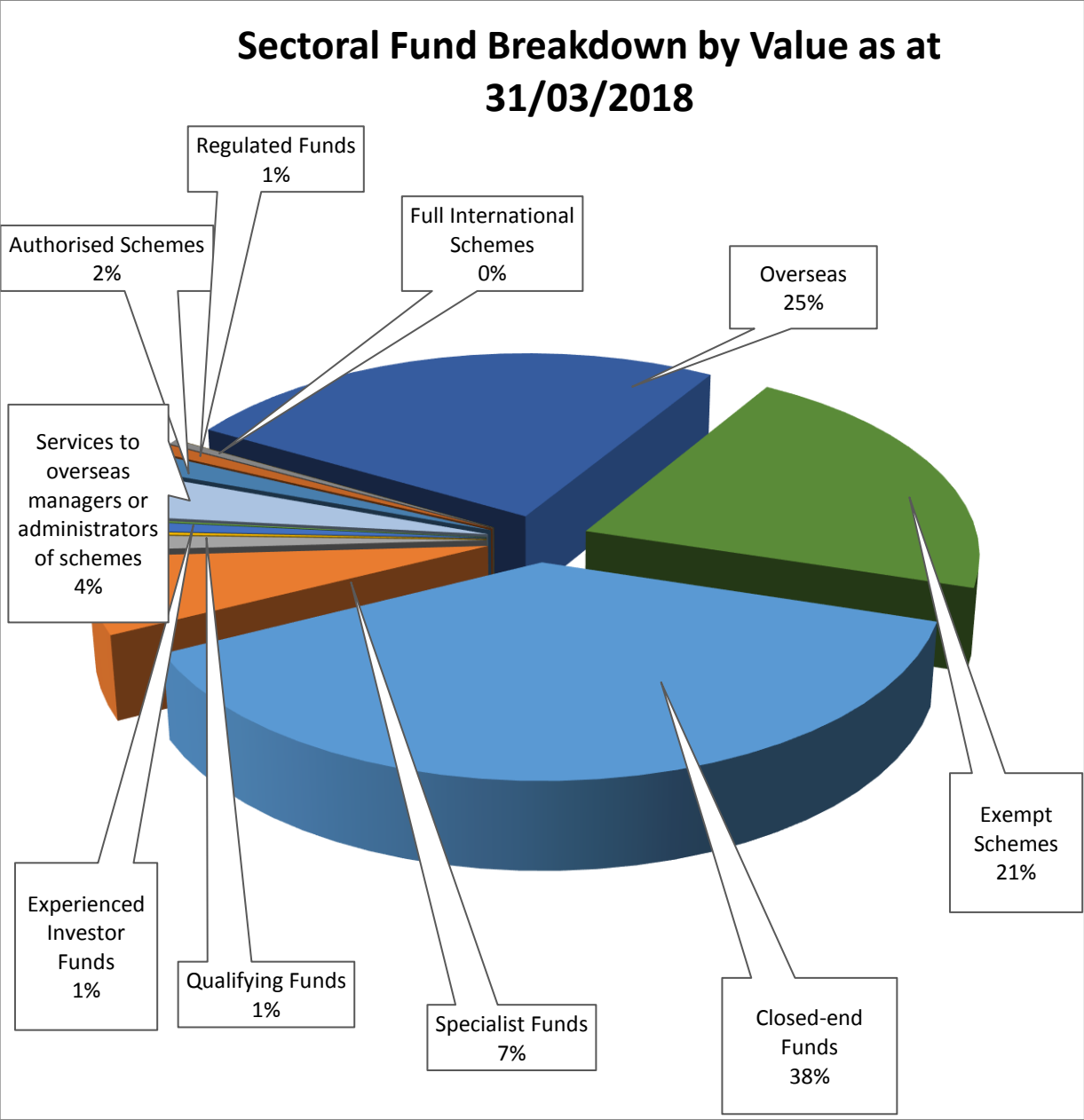


2. Fund Categorisations – Change in aggregate NAVs and number of funds during the quarter

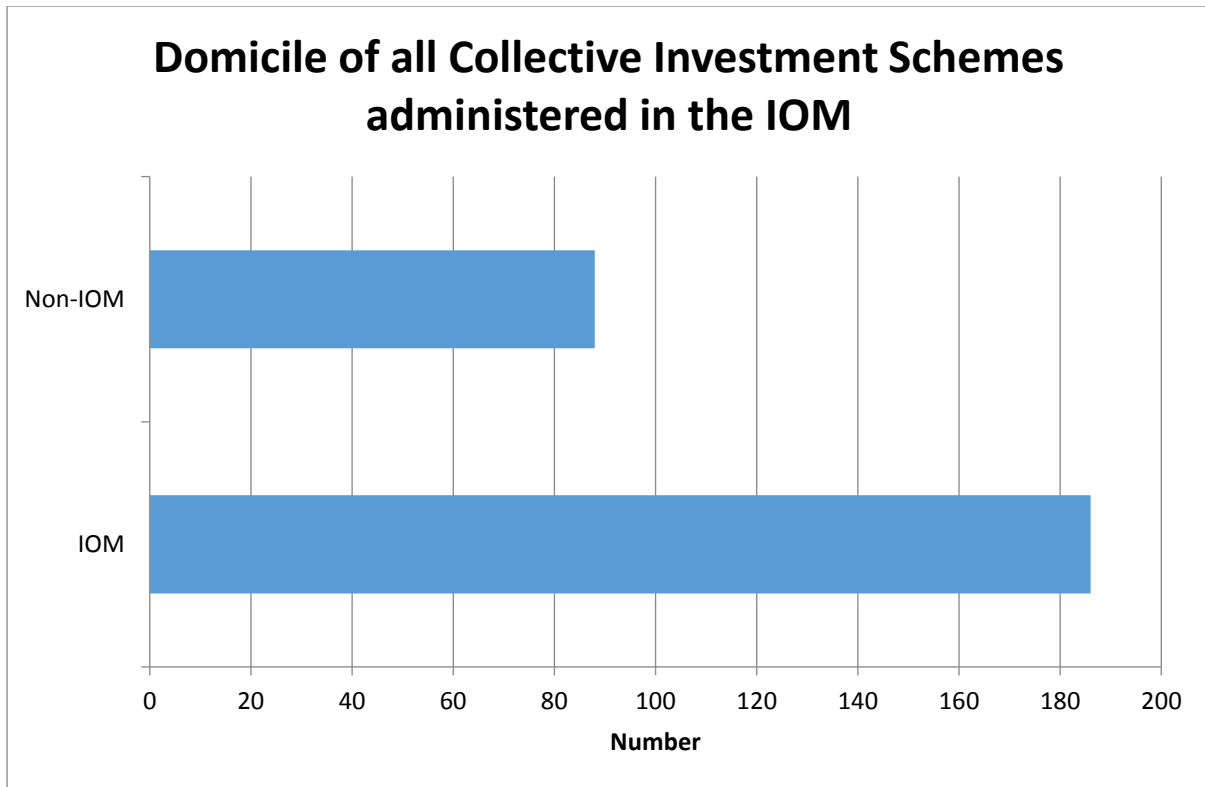
Fund Type	No. of Funds	New	Ceased	NAV Dec 2018 US\$	NAV Mar 2018 US\$	NAV Quarterly % change
Authorised Schemes (retail)	4	0	0	347.52m	330.52m	-4.89%
Regulated Fund (can be retail)	4	0	0	106.54m	172.10m	+61.54%
Specialist Fund	15	0	2	1.26bn	1.39bn	+10.32%
Qualifying Fund	8	0	3	269.55m	282.33m	+4.74
Full International Scheme (retail legacy fund)	3	N/A	0	99.08m	94.33m	-4.79
Experienced Investor Funds ('EIF') (Legacy Funds)						
Closed EIF	7	N/A	1	34.02m	24.11m	-29.13%
Legacy EIF	5	N/A	0	186.26m	185.13m	-0.61%
Qualifying EIF	2	N/A	4	50.27m	48.15m	-4.22%
Exempt Schemes	121	5	4	4.08bn	4.40BN	+7.84%
Overseas Schemes	46	1	2	5.27bn	5.26bn	-0.19%
Services to overseas managers or administrators of schemes (previously Inward Outsourcing)	6	3	2	1.20bn	808.76m	-33%
Closed-Ended Investment Companies¹ (CEIC)	53	13	0	6.14bn	7.78bn	+26.71%
TOTAL FOR ALL FUNDS	274	22	18	19.04 billion	20.74 billion	+8.93%

¹ This figure covers only those Closed Ended Investment Companies for which licenceholders are required to report statistics

3. Sectoral Fund Breakdown by NAV as at 31 March 2018



4. Domicile of all Collective Investment Schemes administered or managed in the IOM, including services to overseas managers or administrators of schemes.



Origin of non-Isle of Man schemes:

Cayman	59	Bermuda	1
BVI	16	Ireland	2
Jersey	3	Guernsey	2
UK	4	Gibraltar	1

5. Asset Class of all Collective Investment Schemes

