

ISLE OF MAN
FINANCIAL SERVICES AUTHORITY

Lught-Reill Shirveishyn Argidoil Ellan Vannin

**FUNDS QUARTERLY STATISTICAL
BULLETIN**

30 June 2018

Contents

1. Net Asset Value of Funds.....	3
2. Fund Categorisations – Change in aggregate NAVs and number of funds during the quarter.....	4
3. Sectoral Fund breakdown by Net Asset Value.....	5
4. Domicile of all Funds administered in the IOM.....	6
5. Asset Class of all Funds.....	7
6. Legal Constitution of Collective Investment Schemes	8

Date issued: September 2018

Enquiries

Banking, Funds & Investment Division

Isle of Man Financial Services Authority

P.O. Box 58, Finch Hill House, Bucks Road, Douglas, Isle of Man, IM99 IDT

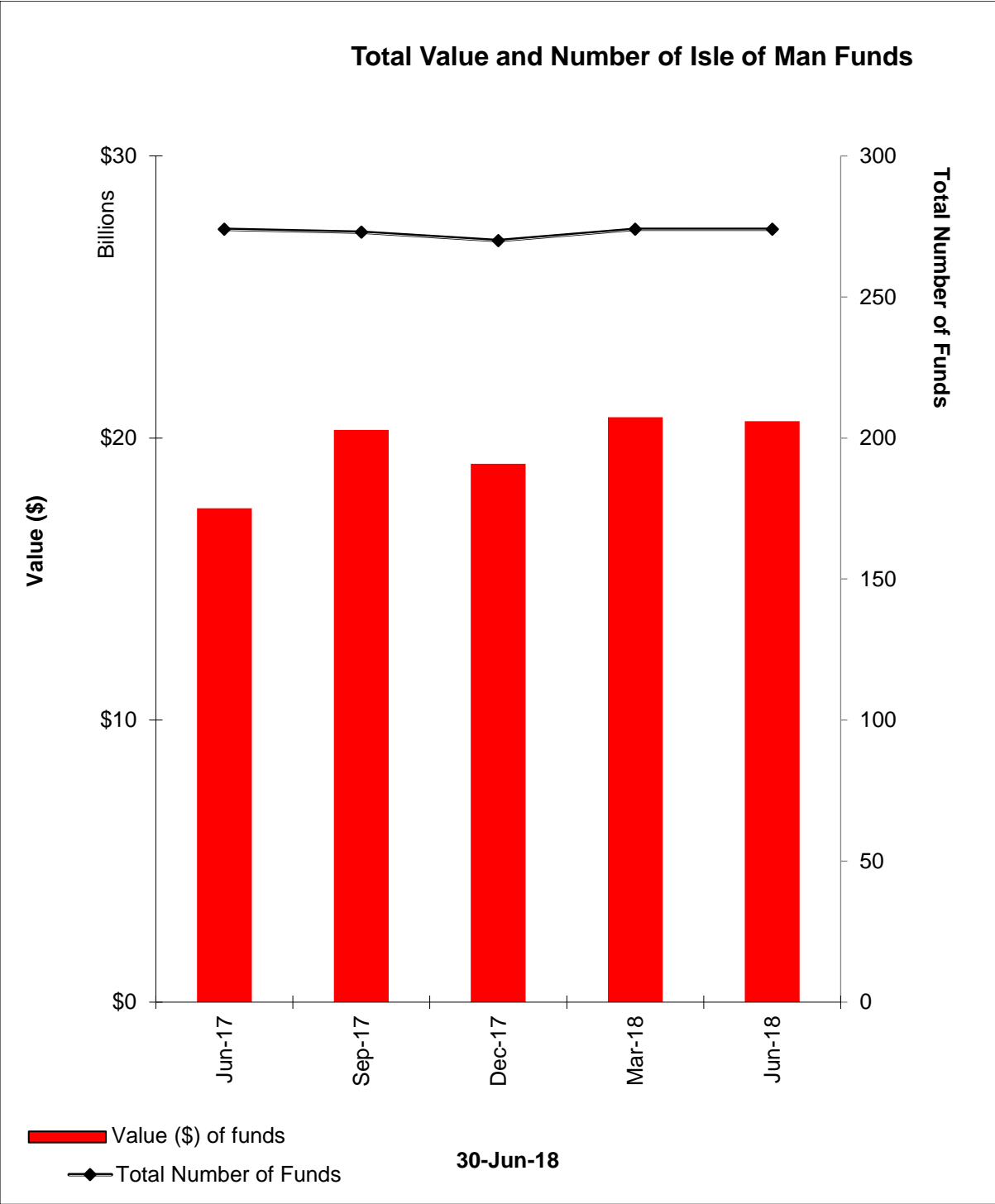
Tel: (01624) 646000

Email: info@iomfsa.im

Website: www.iomfsa.im

For further details of the regulatory framework for each type of scheme please refer to the Funds page of the Authority's website.

1. Net Asset Value (NAV) and Number of Funds



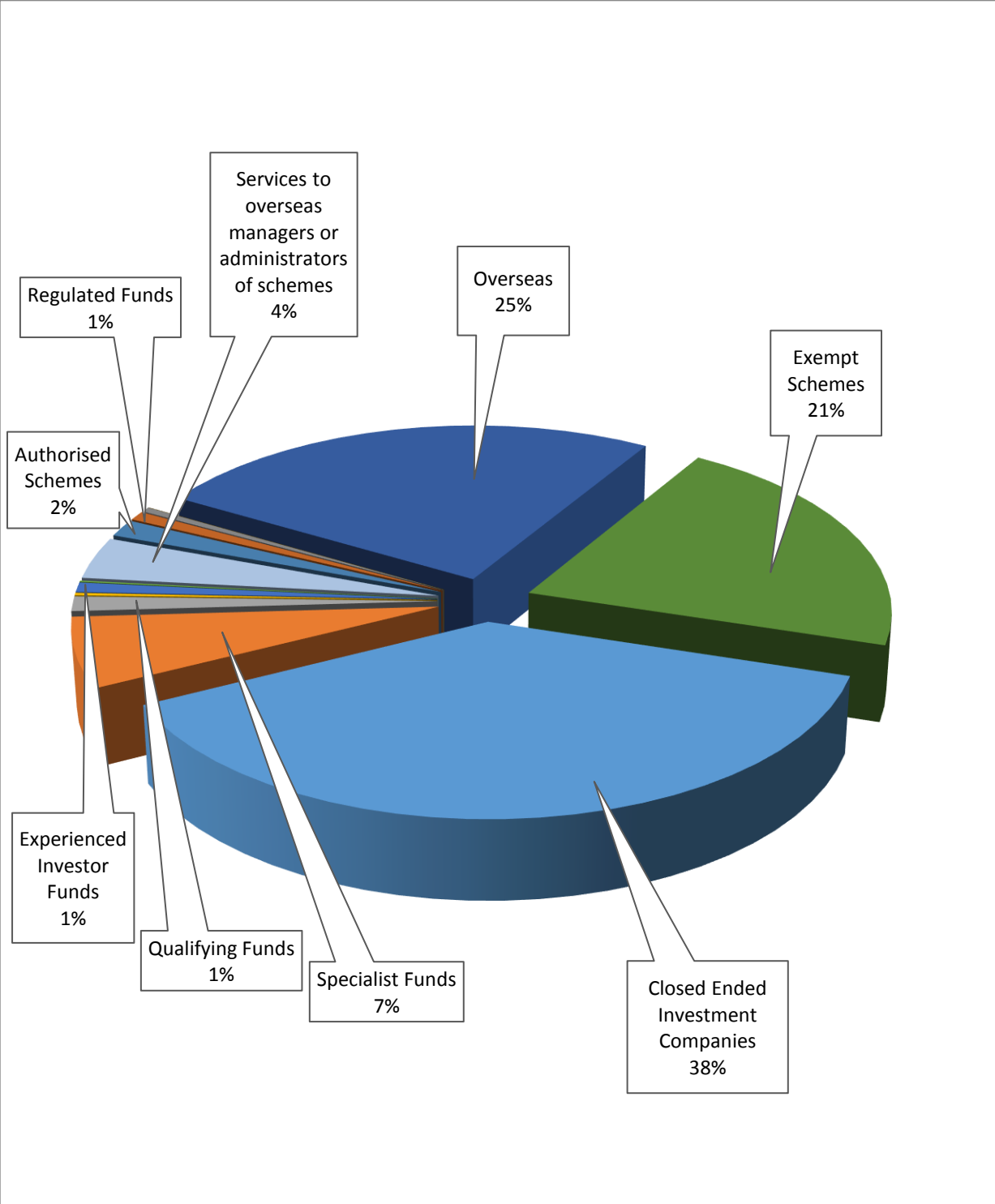
(Note – the total value figure for December 2017 has been corrected from that stated within the Quarterly Statistical Bulletins for Q4 2017 and Q1 2018).

2. Fund Categorisations – Change in aggregate NAVs and number of funds during the quarter

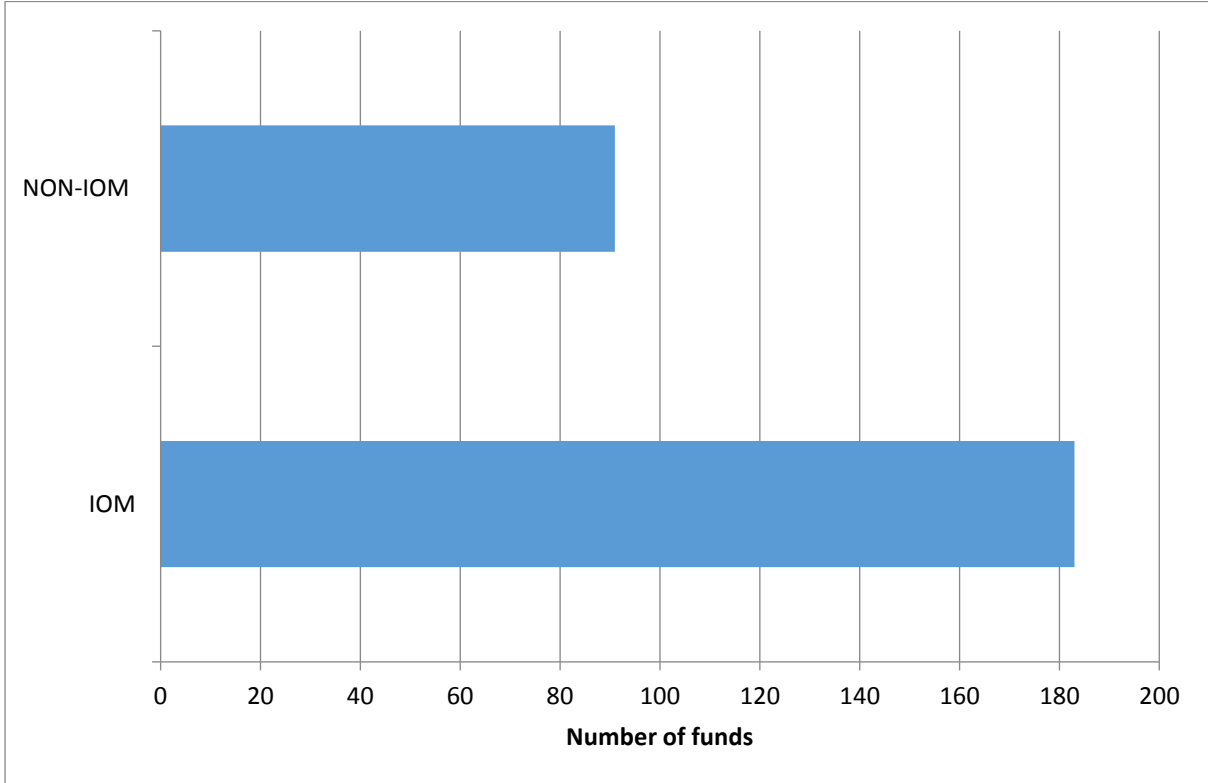
Fund Type	No. of Funds	New	Ceased	NAV Mar 2018 US\$	NAV June 2018 US\$	NAV Quarterly % change
Authorised Schemes (retail)	4	0	0	330.52m	310.76m	-5.98%
Regulated Fund (can be retail)	4	0	0	172.10m	169.56m	-1.48%
Specialist Fund	14	0	1	1.39bn	1.22bn	-12.23%
Qualifying Fund	8	0	0	282.33m	231.12m	-18.14%
Full International Scheme (retail legacy fund)	3	N/A	0	94.33m	81.54m	-13.56%
Experienced Investor Funds ('EIF') (Legacy Funds)						
Closed EIF	7	N/A	0	24.11m	22.95m	-4.81%
Legacy EIF	5	N/A	0	185.13m	173.32m	-6.38%
Qualifying EIF	2	N/A	0	48.15m	44.32m	-7.95%
Exempt Schemes	120	3	4	4.40bn	4.48bn	+1.82%
Overseas Schemes	46	0	0	5.26bn	5.20bn	-1.14%
Services to overseas managers or administrators of schemes (previously Inward Outsourcing)	8	2	0	808.76m	895.76m	+10.76%
Closed-Ended Investment Companies¹ (CEIC)	53	2	2	7.78bn	7.77bn	-0.13%
TOTAL FOR ALL FUNDS	274	7	7	20.74 billion	20.59 billion	-0.72%

¹ This figure covers only those Closed Ended Investment Companies for which licenceholders are required to report statistics

3. Sectoral Fund Breakdown by NAV as at 30 June 2018



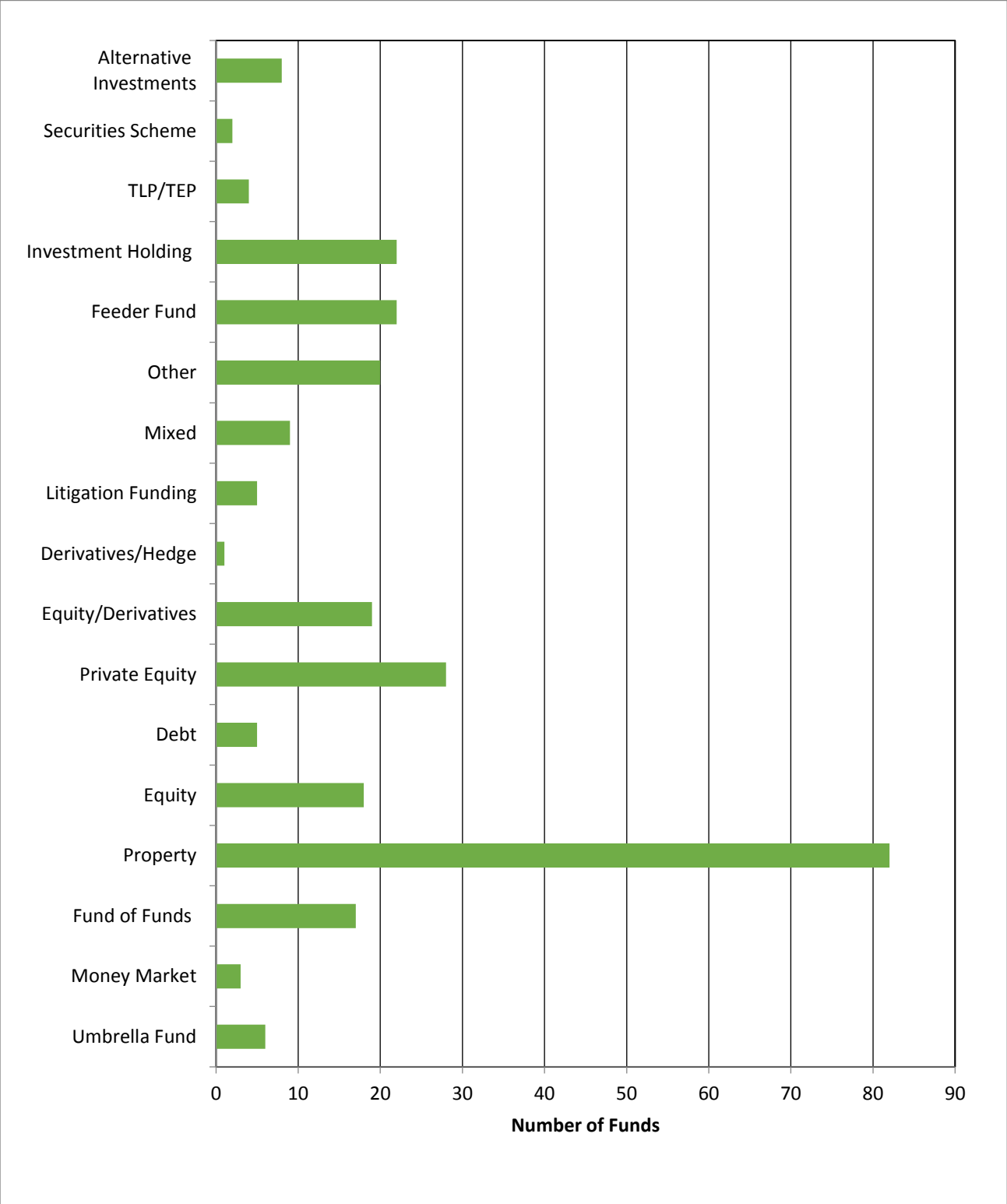
4. Domicile of all Collective Investment Schemes administered or managed in the IOM, including services to overseas managers or administrators of schemes



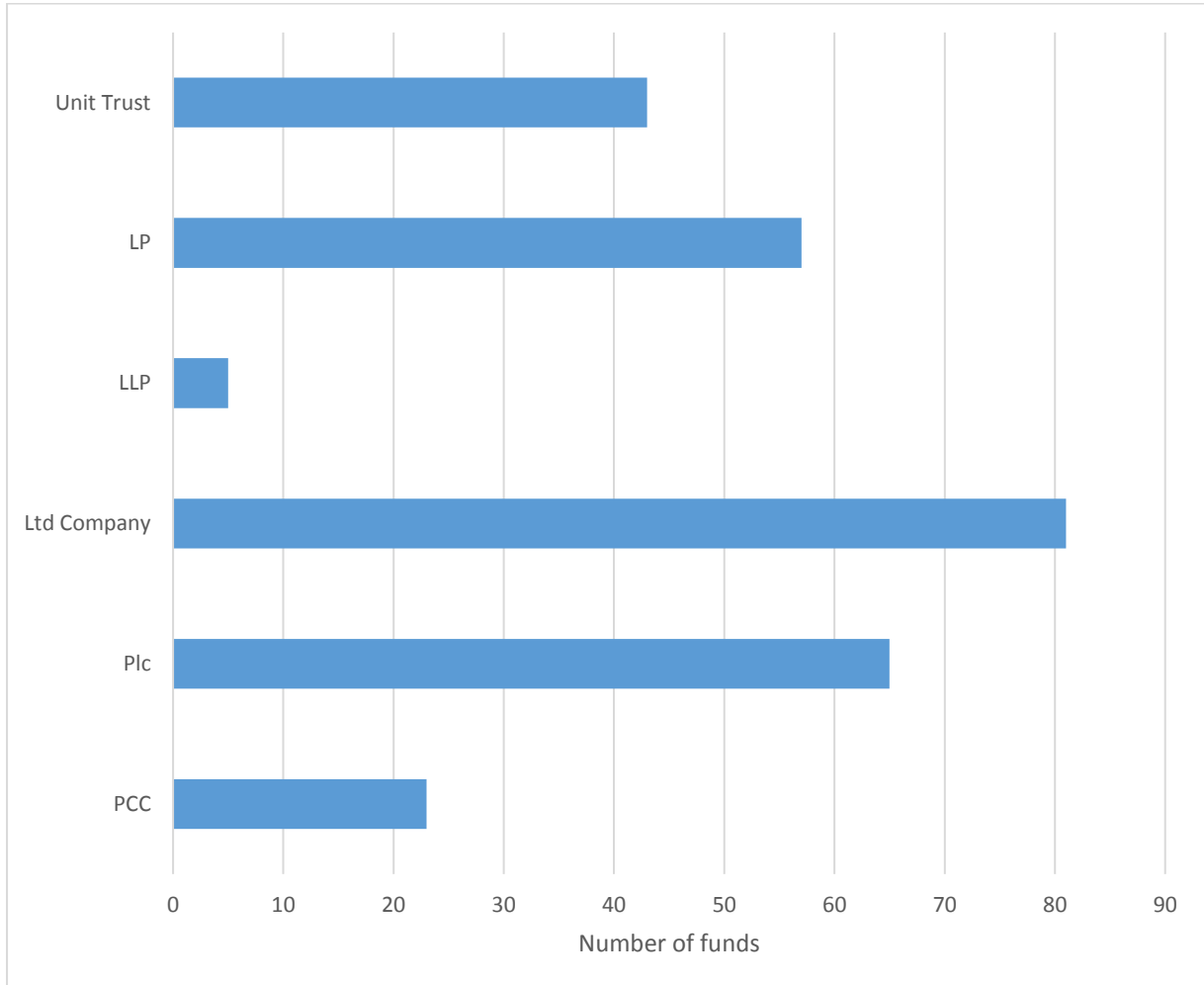
Origin of non-Isle of Man schemes:

Cayman	62	Bermuda	1
BVI	16	Ireland	2
Jersey	3	Guernsey	2
UK	4	Bahamas	1

5. Asset Class of all Collective Investment Schemes



6. Legal Constitution of Collective Investment Schemes



PCC	23
Plc	65
Ltd Company	81
LLP	5
LP	57
Unit Trust	43