

ISLE OF MAN
FINANCIAL SERVICES AUTHORITY

Lught-Reill Shirveishyn Argidoil Ellan Vannin

FUNDS QUARTERLY STATISTICAL BULLETIN

30 September 2018

Contents

1. Net Asset Value of Funds.....	3
2. Fund Categorisations – Change in aggregate NAVs and number of funds during the quarter.....	4
3. Sectoral Fund breakdown by Net Asset Value.....	5
4. Domicile of all Funds administered in the IOM.....	6
5. Asset Class of all Funds.....	7
6. Legal Constitution of Collective Investment Schemes	8

Date issued: December 2018

Enquiries

Banking, Funds & Investment Division

Isle of Man Financial Services Authority

P.O. Box 58, Finch Hill House, Bucks Road, Douglas, Isle of Man, IM99 IDT

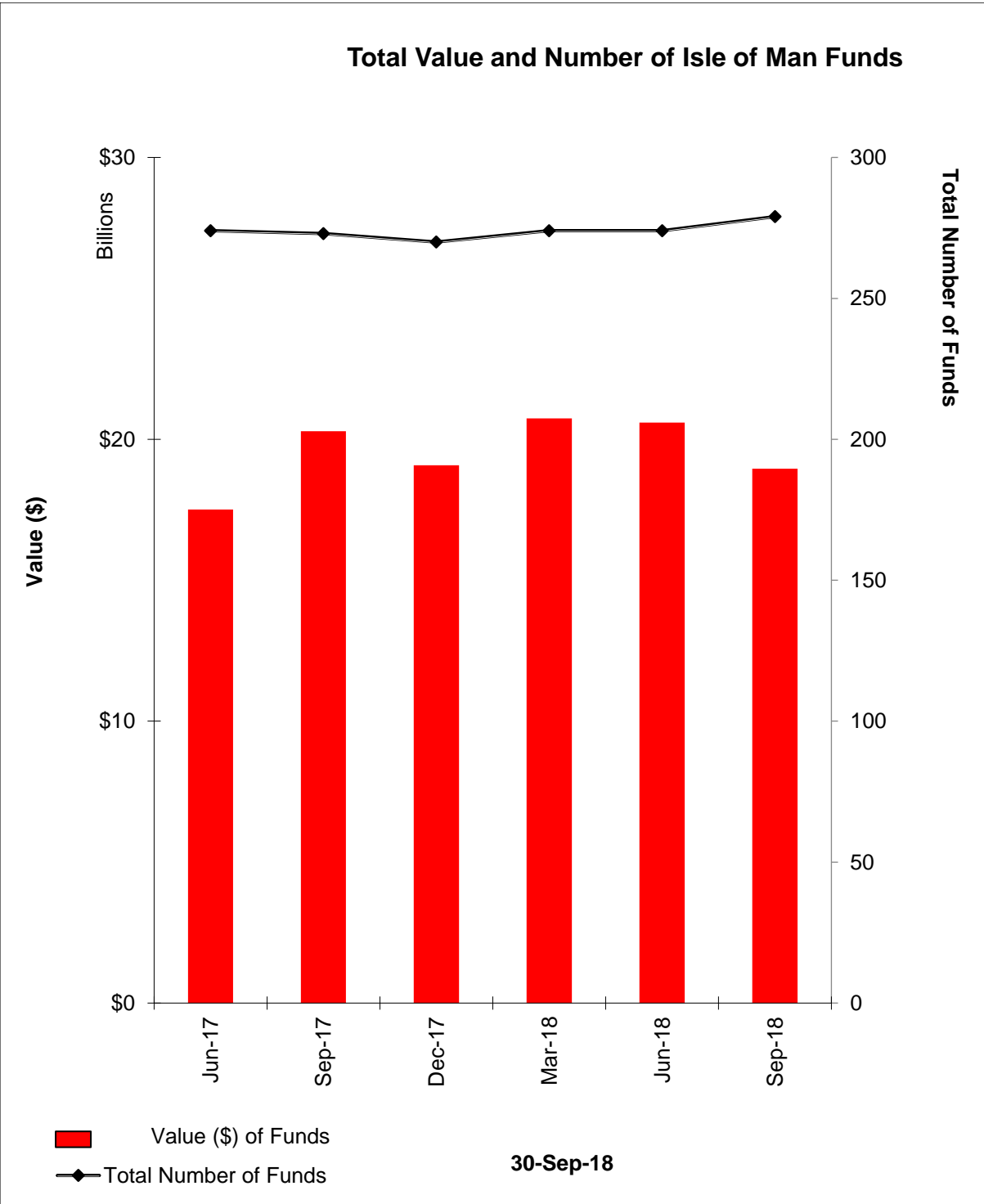
Tel: (01624) 646000

Email: info@iomfsa.im

Website: www.iomfsa.im

For further details of the regulatory framework for each type of scheme please refer to the Funds page of the Authority's website.

1. Net Asset Value (NAV) and Number of Funds

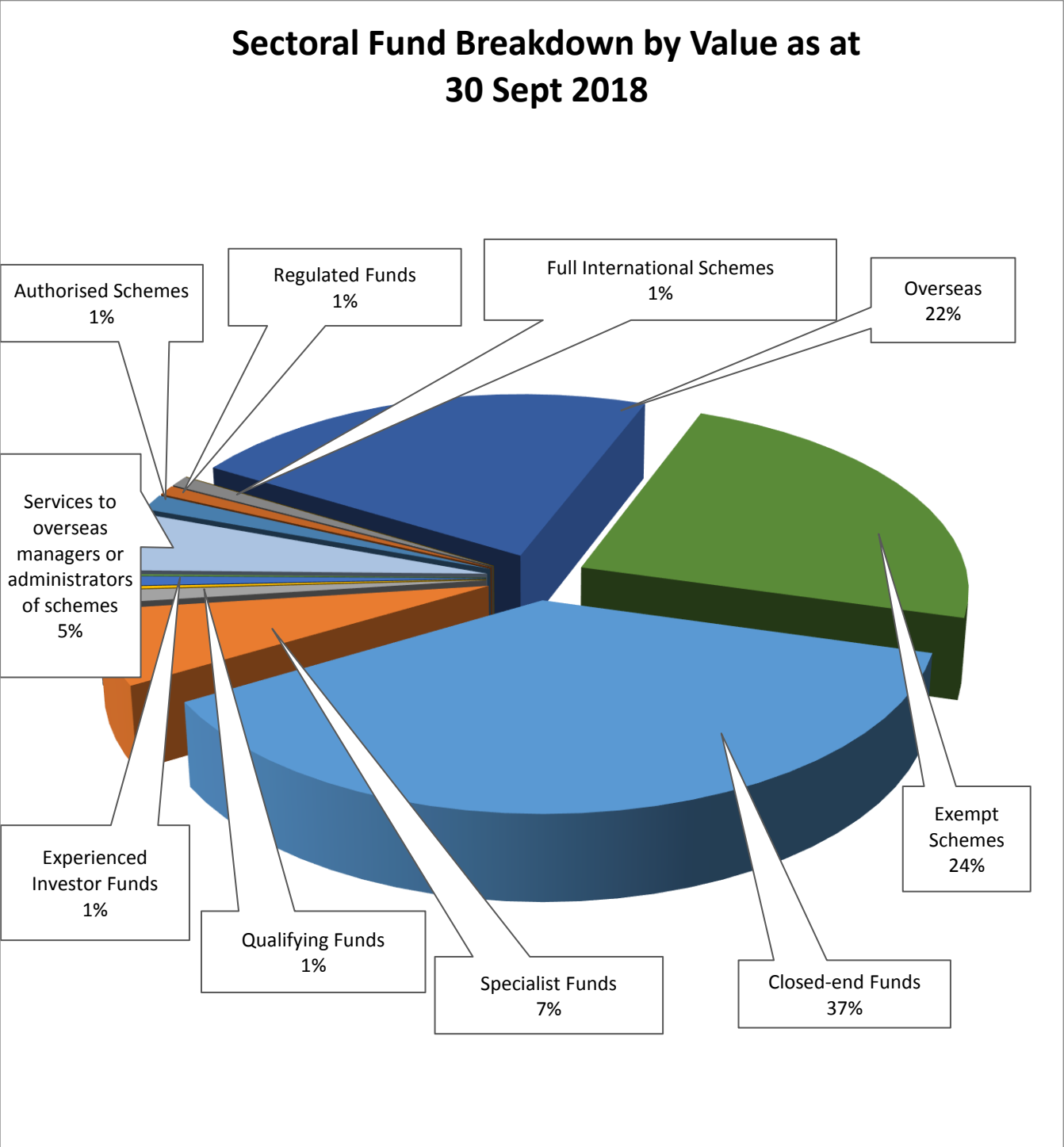


2. Fund Categorisations – Change in aggregate NAVs and number of funds during the quarter

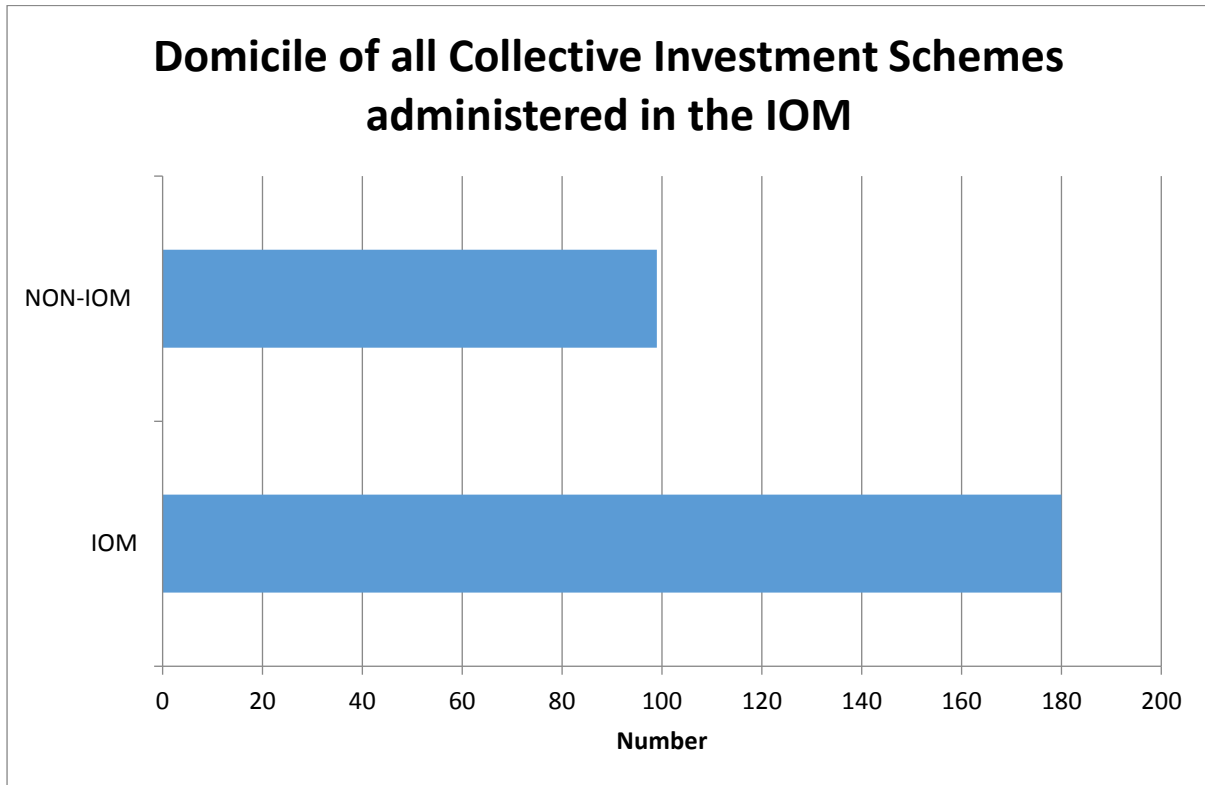
Fund Type	No. of Funds	New	Ceased	NAV June 2018 US\$	NAV Sept 2018 US\$	NAV Quarterly % change
Authorised Schemes (retail)	4	0	0	310.76m	260.29m	-16%
Regulated Fund (can be retail)	4	0	0	169.56m	159.65m	-6%
Specialist Fund	14	0	0	1.22bn	1.22bn	0%
Qualifying Fund	8	1	1	231.12m	216.03m	-7%
Full International Scheme (retail legacy fund)	3	N/A	0	81.54m	173.61m	+113%
Experienced Investor Funds ('EIF') (Legacy Funds)						
Closed EIF	4	N/A	3	22.95m	21.63m	-6%
Legacy EIF	5	N/A	0	173.32m	164.81m	-5%
Qualifying EIF	2	N/A	0	44.32m	42.45m	-4%
Exempt Schemes	122	2	0	4.48bn	4.46bn	-0%
Overseas Schemes	45	2	3	5.20bn	4.19bn	-19%
Services to overseas managers or administrators of schemes (previously Inward Outsourcing)	18	10	0	895.76m	992.61m	+11%
Closed-Ended Investment Companies¹ (CEIC)	50	0	3	7.77bn	7.05bn	-9%
TOTAL FOR ALL FUNDS	279	15	10	20.59 Billion	18.96 Billion	-8%

¹ This figure covers only those Closed Ended Investment Companies for which licenceholders are required to report statistics

3. Sectoral Fund Breakdown by NAV as at 30 September 2018



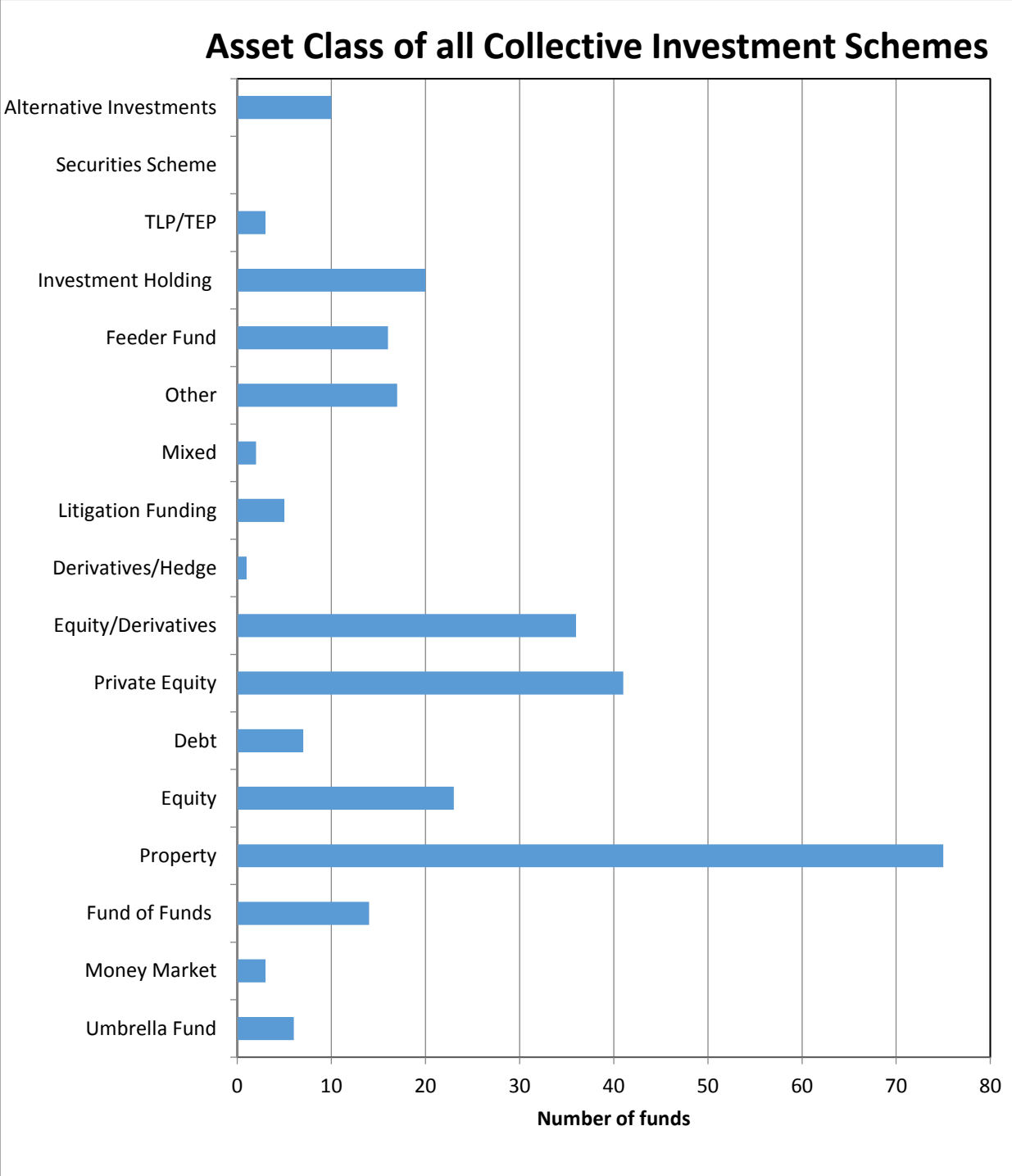
4. Domicile of all Collective Investment Schemes administered or managed in the IOM, including services to overseas managers or administrators of schemes



Origin of non-Isle of Man schemes:

Cayman	65
BVI	17
Jersey	2
UK	4
Malta	4
Bermuda	1
Ireland	2
Guernsey	2
Bahamas	1
US	1

5. Asset Class of all Collective Investment Schemes



6. Legal Constitution of Collective Investment Schemes

