

ISLE OF MAN
FINANCIAL SERVICES AUTHORITY

Lught-Reill Shirveishyn Argidoil Ellan Vannin

FUNDS QUARTERLY STATISTICAL BULLETIN

31 December 2018

Contents

1. Net Asset Value of Funds.....	3
2. Fund Categorisations – Change in aggregate NAVs and number of funds during the quarter.....	4
3. Sectoral Fund breakdown by Net Asset Value.....	5
4. Domicile of all Funds administered in the IOM.....	6
5. Asset Class of all Funds.....	7
6. Legal Constitution of Collective Investment Schemes	8

Date issued: February 2019

Enquiries

Banking, Funds & Investment Division

Isle of Man Financial Services Authority

P.O. Box 58, Finch Hill House, Bucks Road, Douglas, Isle of Man, IM99 IDT

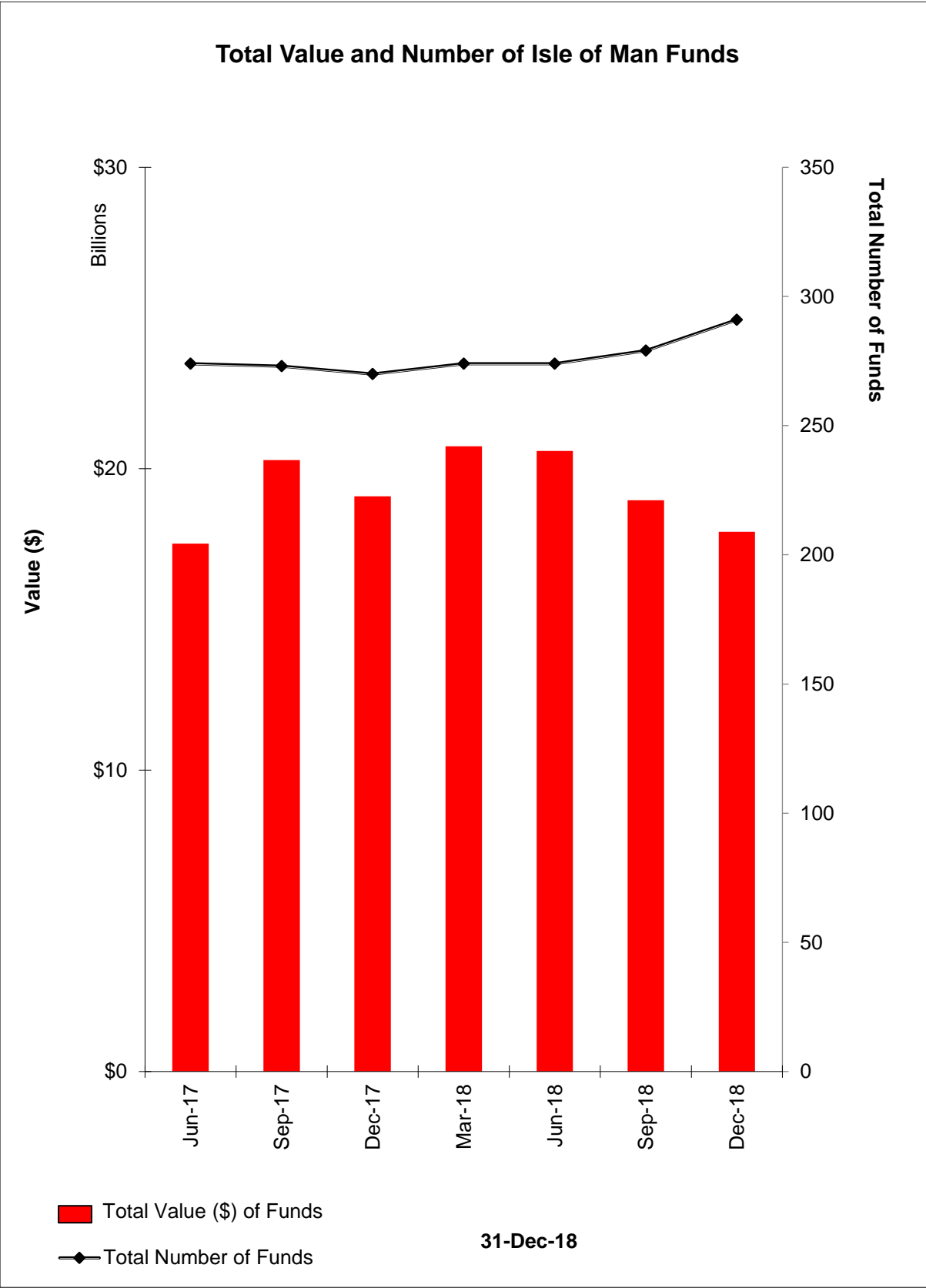
Tel: (01624) 646000

Email: info@iomfsa.im

Website: www.iomfsa.im

For further details of the regulatory framework for each type of scheme please refer to the Funds page of the Authority's website.

1. Net Asset Value (NAV) and Number of Funds

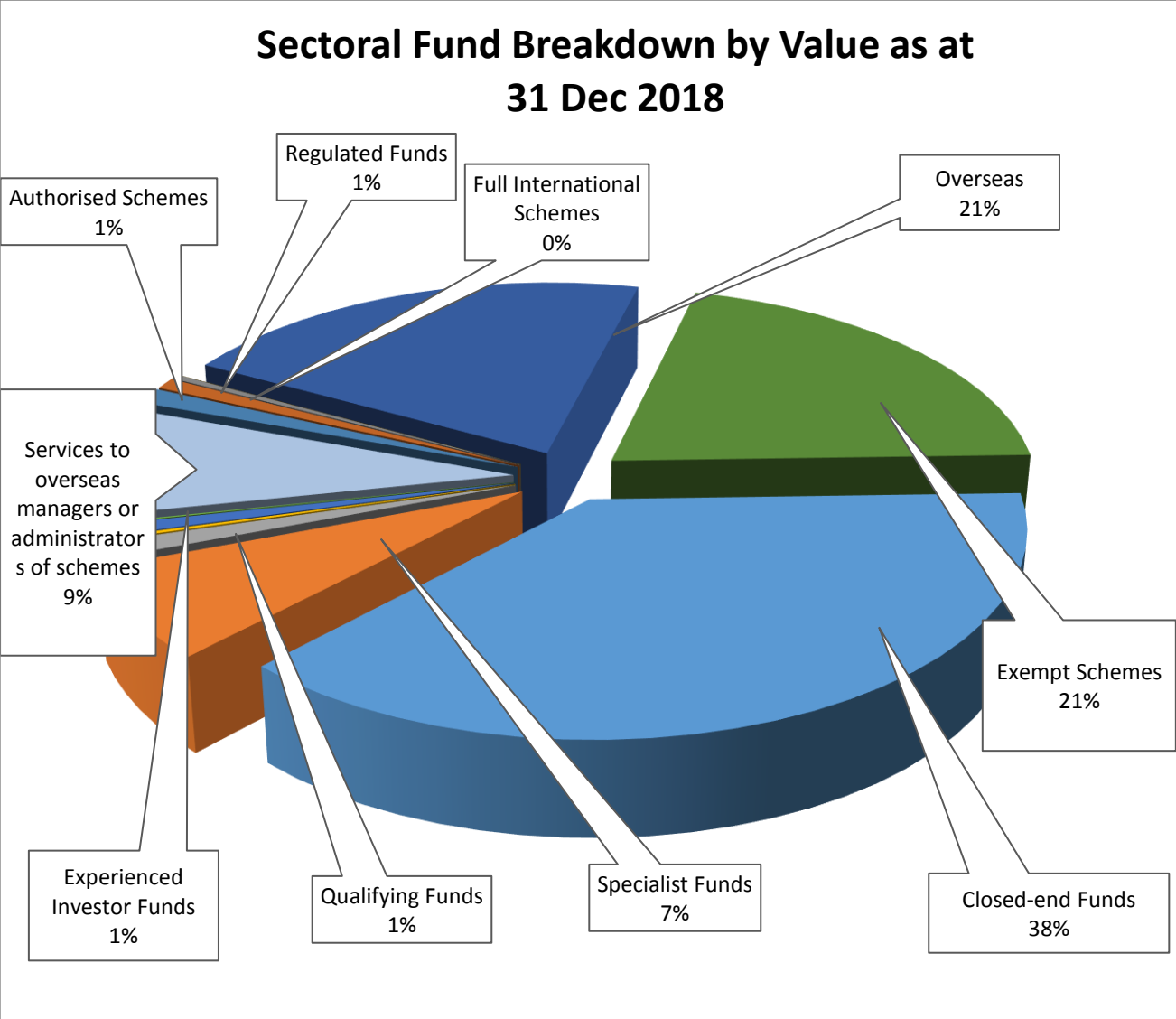


2. Fund Categorisations – Change in aggregate NAVs and number of funds during the quarter

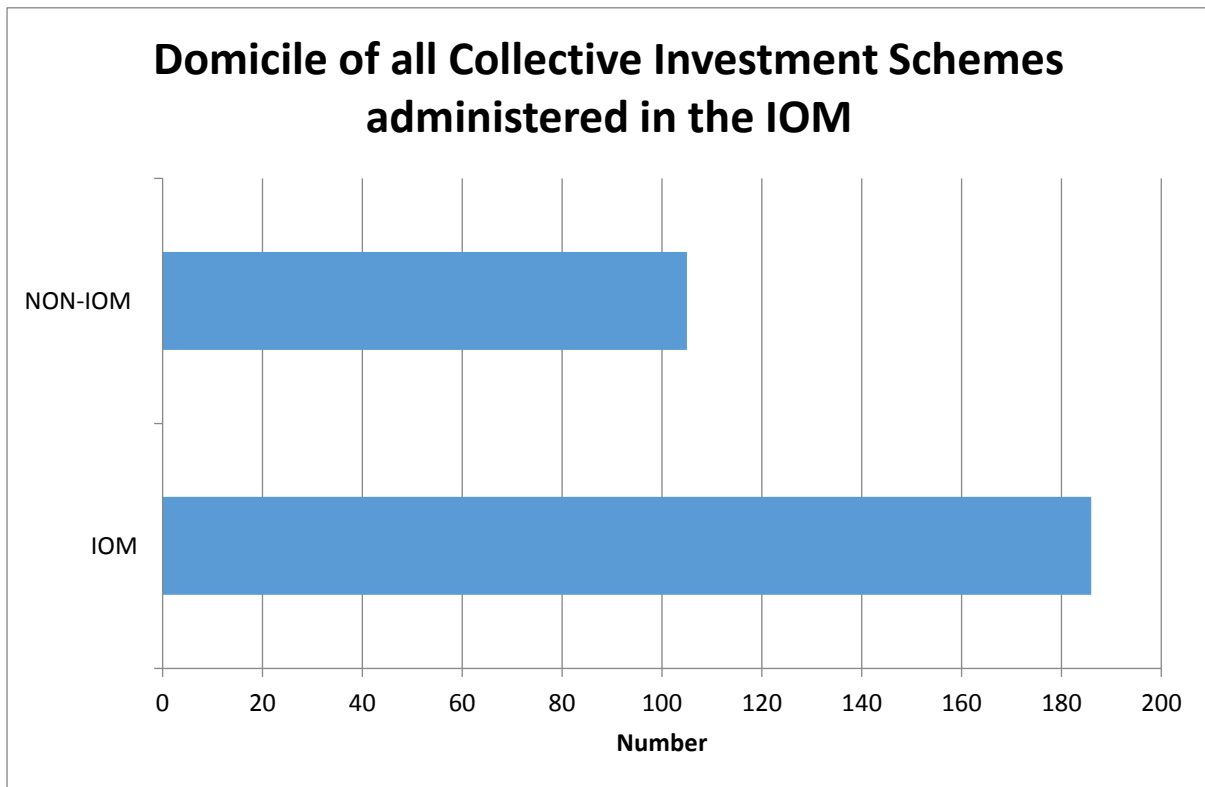
Fund Type	No. of Funds	New	Ceased	NAV Sept 2018 US\$	NAV Dec 2018 US\$	NAV Quarterly % change
Authorised Schemes (retail)	3	0	1	260.29m	227.76m	-12.50%
Regulated Fund (can be retail)	4	0	0	159.65m	157.66m	-1.25%
Specialist Fund	15	1	0	1.22bn	1.28bn	+4.92%
Qualifying Fund	8	0	0	216.03m	227.07m	+5.11%
Full International Scheme (retail legacy fund)	1	N/A	2	173.61m	63.80m	-63.25%
Experienced Investor Funds ('EIF') (Legacy Funds)						
Closed EIF	4	N/A	0	21.63m	19.78m	-8.55%
Legacy EIF	5	N/A	0	164.81m	161.05m	-2.28%
Qualifying EIF	2	N/A	0	42.45m	41.80m	-1.53%
Exempt Schemes	109	3	16	4.46bn	3.70bn	-17.04%
Overseas Schemes	45	1	1	4.19bn	3.72bn	-11.22%
Services to overseas managers or administrators of schemes (previously Inward Outsourcing)	25	7	0	992.61m	1.58bn	+59.18%
Closed-Ended Investment Companies¹ (CEIC)	70	21	1	7.05bn	6.72bn	-4.68%
TOTAL FOR ALL FUNDS	291	33	21	18.96bn	17.91bn	-5.54%

¹ This figure covers only those Closed Ended Investment Companies for which licenceholders are required to report statistics

3. Sectoral Fund Breakdown by NAV as at 31 December 2018



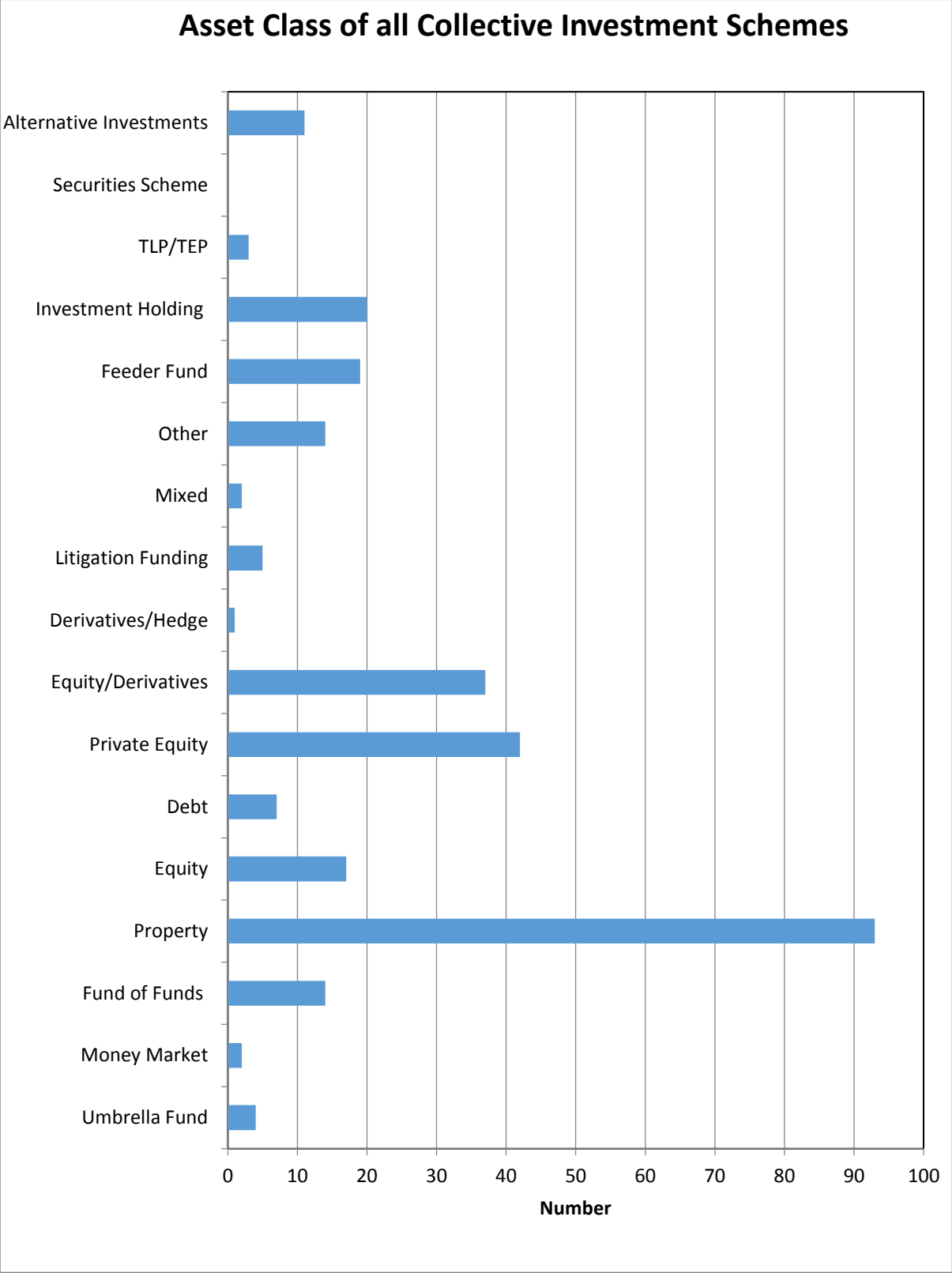
4. Domicile of all Collective Investment Schemes administered or managed in the IOM, including services to overseas managers or administrators of schemes



Origin of non-Isle of Man schemes:

Cayman	64
BVI	24
Jersey	2
UK	4
Malta	4
Bermuda	1
Ireland	2
Guernsey	2
Bahamas	1
US	1

5. Asset Class of all Collective Investment Schemes



6. Legal Constitution of Collective Investment Schemes

