

**ISLE OF MAN
FINANCIAL SERVICES AUTHORITY**

Lught-Reill Shirveishyn Argidoil Ellan Vannin

FUNDS QUARTERLY STATISTICAL BULLETIN

31 March 2019

Contents

1. Net Asset Value of Funds.....	3
2. Fund Categorisations – Change in aggregate NAVs and number of funds during the quarter.....	4
3. Sectoral Fund breakdown by Net Asset Value.....	5
4. Domicile of all Funds administered in the IOM.....	6
5. Asset Class of all Funds.....	7
6. Legal Constitution of Collective Investment Schemes	8

Date issued: May 2019

Enquiries

Banking, Funds & Investment Division

Isle of Man Financial Services Authority

P.O. Box 58, Finch Hill House, Bucks Road, Douglas, Isle of Man, IM99 IDT

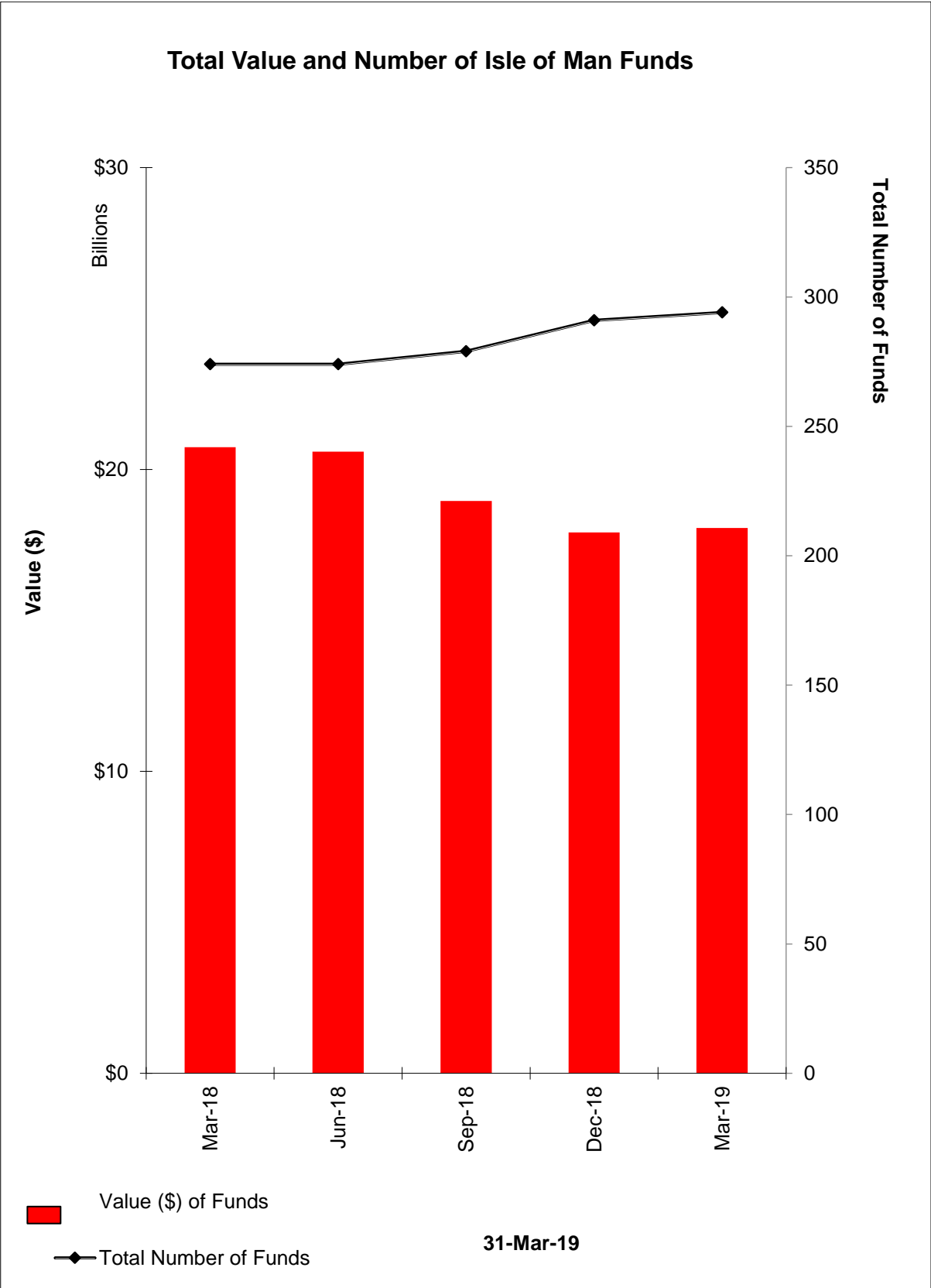
Tel: (01624) 646000

Email: info@iomfsa.im

Website: www.iomfsa.im

For further details of the regulatory framework for each type of scheme please refer to the Funds page of the Authority's website.

1. Net Asset Value (NAV) and Number of Funds

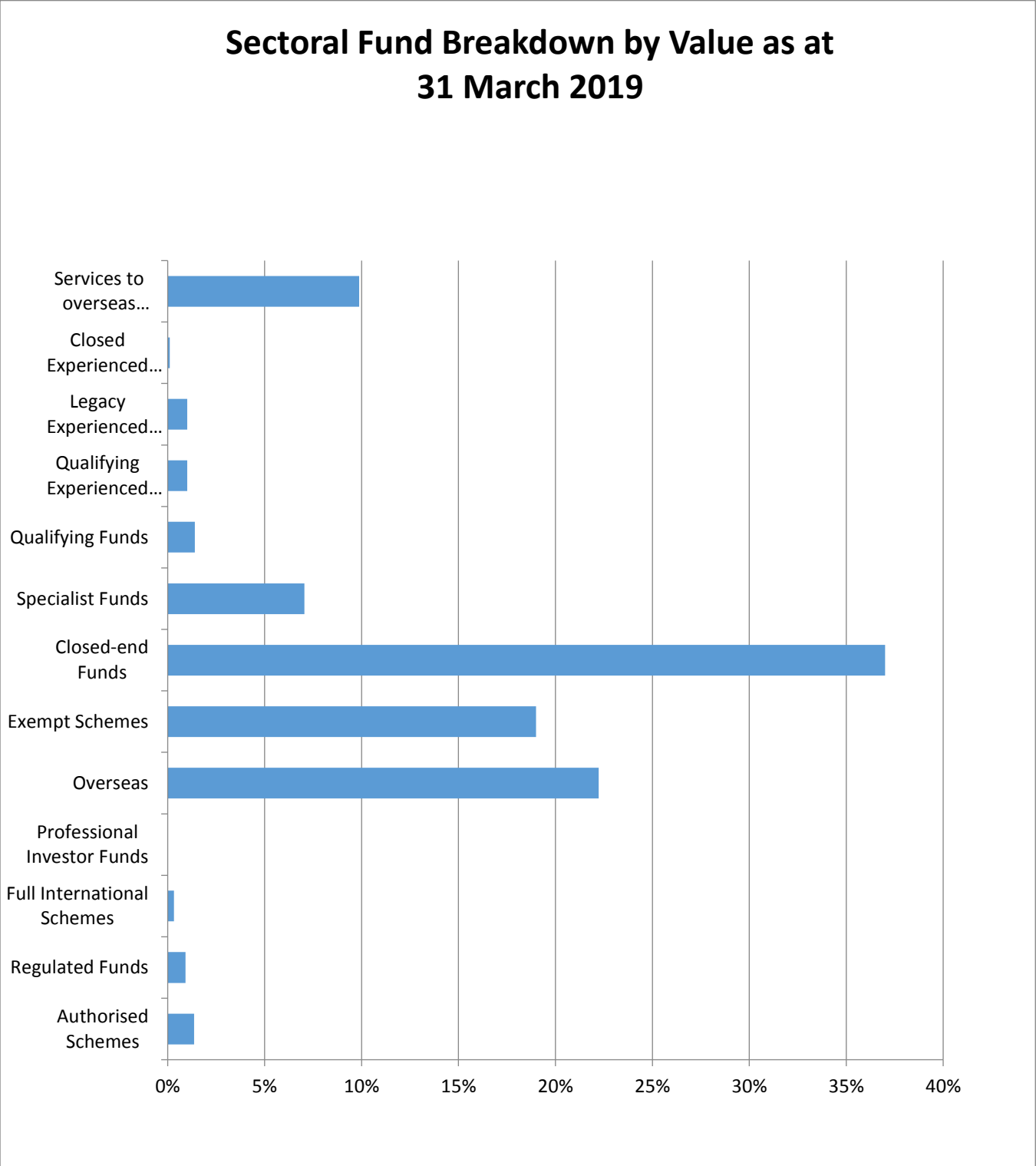


2. Fund Categorisations – Change in aggregate NAVs and number of funds during the quarter

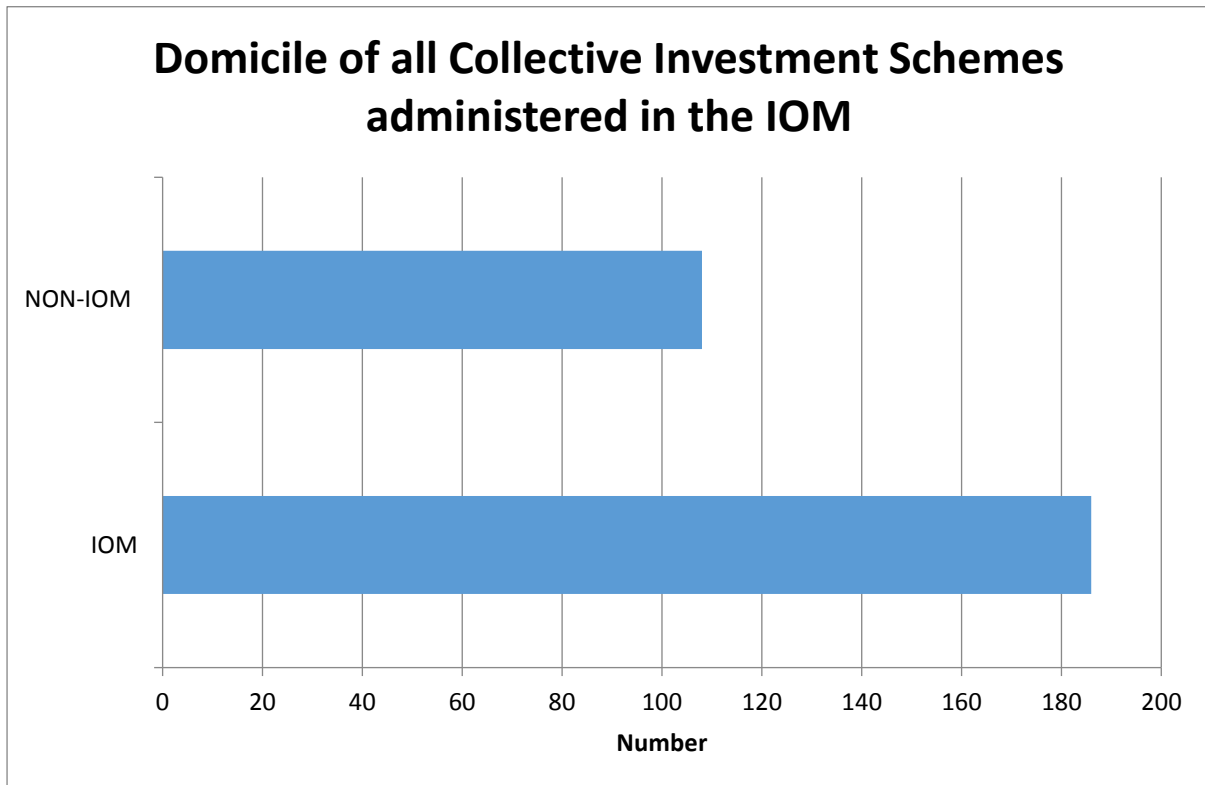
Fund Type	No. of Funds	New	Ceased	NAV Dec 2018 US\$	NAV Mar 2019 US\$	NAV Quarterly % change
Authorised Schemes (retail)	3	0	0	227.76m	246.46m	+8.21%
Regulated Fund (can be retail)	4	0	0	157.66m	164.65m	+4.43%
Specialist Fund	16	2	1	1.28bn	1.27bn	-0.78%
Qualifying Fund	8	0	0	227.07m	251.62m	10.81%
Full International Scheme (retail legacy fund)	1	N/A	0	63.80m	57.93m	-9.20%
Experienced Investor Funds ('EIF') (Legacy Funds)						
Closed EIF	3	N/A	1	19.78m	18.89m	-4.50%
Legacy EIF	5	N/A	0	161.05m	128.58m	-20.16%
Qualifying EIF	2	N/A	0	41.80m	41.82m	+0.05%
Exempt Schemes	105	3	7	3.70bn	3.69bn	0.00%
Overseas Schemes	33	0	12	3.72bn	4.01bn	+7.80%
Services to overseas managers or administrators of schemes (previously Inward Outsourcing)	46	24	3	1.58bn	1.78bn	+11.39%
Closed-Ended Investment Companies¹ (CEIC)	68	0	2	6.72bn	6.39bn	-4.91%
TOTAL FOR ALL FUNDS	294	29	26	17.91bn	18.06bn	+0.67%

¹ This figure covers only those Closed Ended Investment Companies for which licenceholders are required to report statistics

3. Sectoral Fund Breakdown by NAV as at 31 March 2019



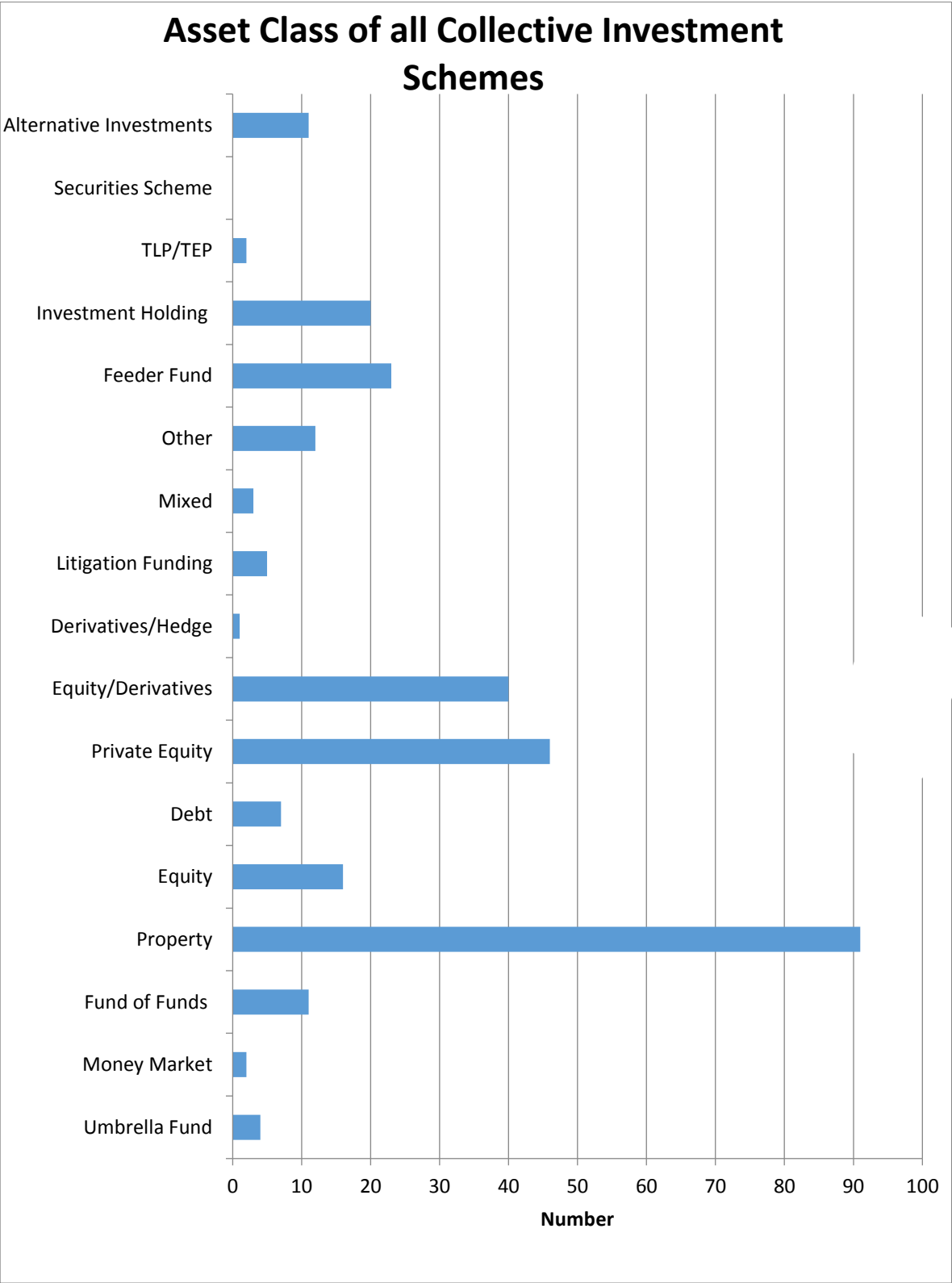
4. Domicile of all Collective Investment Schemes administered or managed in the IOM, including services to overseas managers or administrators of schemes



Origin of non-Isle of Man schemes:

Cayman	69
BVI	24
Jersey	2
UK	4
Malta	2
Bermuda	1
Ireland	2
Guernsey	2
Bahamas	1
US	1

5. Asset Class of all Collective Investment Schemes



6. Legal Constitution of Collective Investment Schemes

