

**ISLE OF MAN
FINANCIAL SERVICES AUTHORITY**

Lught-Reill Shirveishyn Argidoil Ellan Vannin

**FUNDS QUARTERLY STATISTICAL
BULLETIN**

31 March 2020

Contents

1. Net Asset Value of Funds.....	3
2. Fund Categorisations – Change in aggregate NAVs and number of funds during the quarter.....	4
3. Sectoral Fund breakdown by Net Asset Value.....	5
4. Domicile of all Funds administered in the IOM.....	6
5. Asset Class of all Funds.....	7
6. Legal Constitution of Collective Investment Schemes	8

Date issued: May 2020

Enquiries

Banking, Funds & Investment Division

Isle of Man Financial Services Authority

P.O. Box 58, Finch Hill House, Bucks Road, Douglas, Isle of Man, IM99 IDT

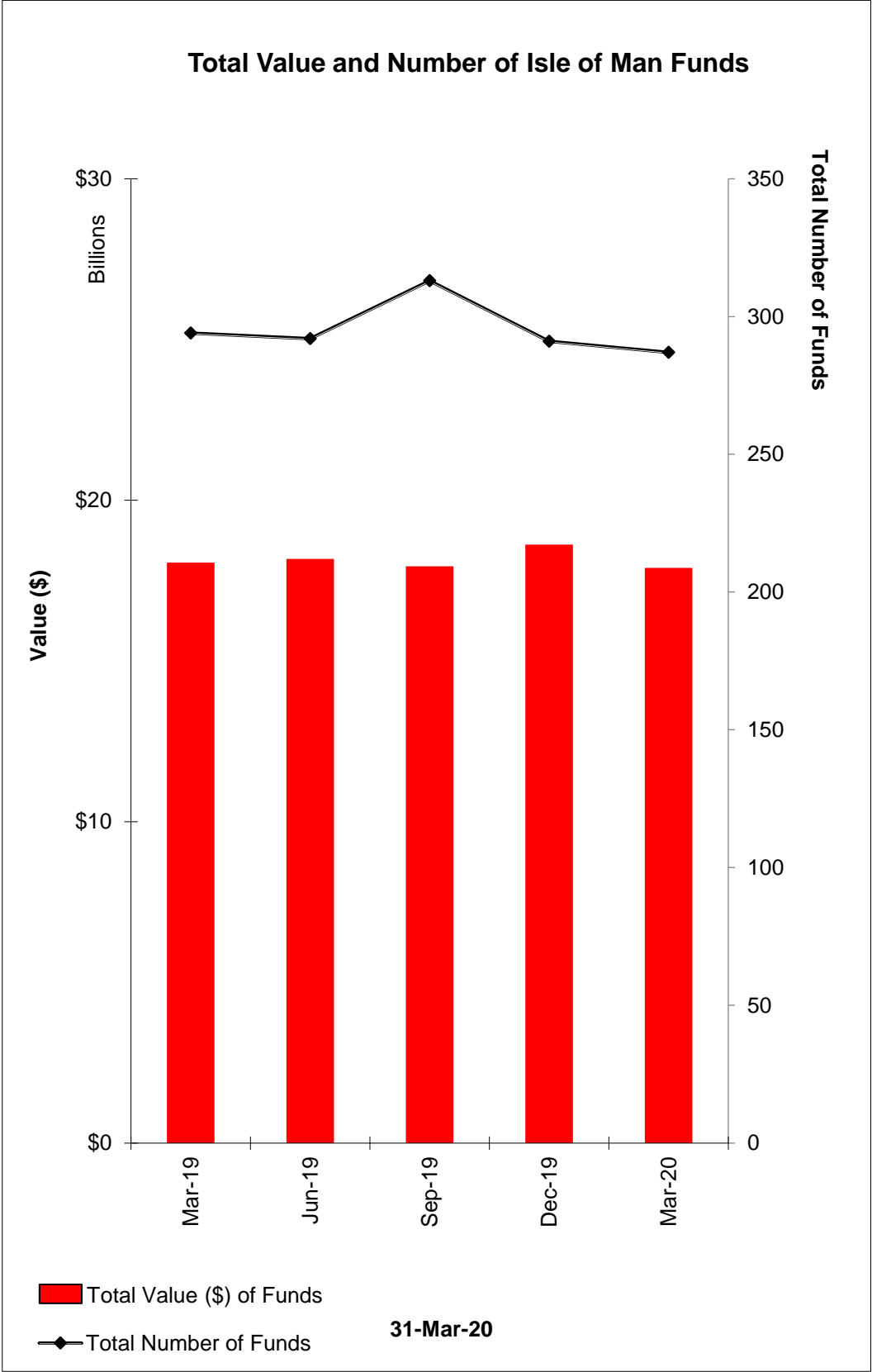
Tel: (01624) 646000

Email: info@iomfsa.im

Website: www.iomfsa.im

For further details of the regulatory framework for each type of scheme please refer to the Funds page of the Authority's website.

1. Net Asset Value (NAV) and Number of Funds

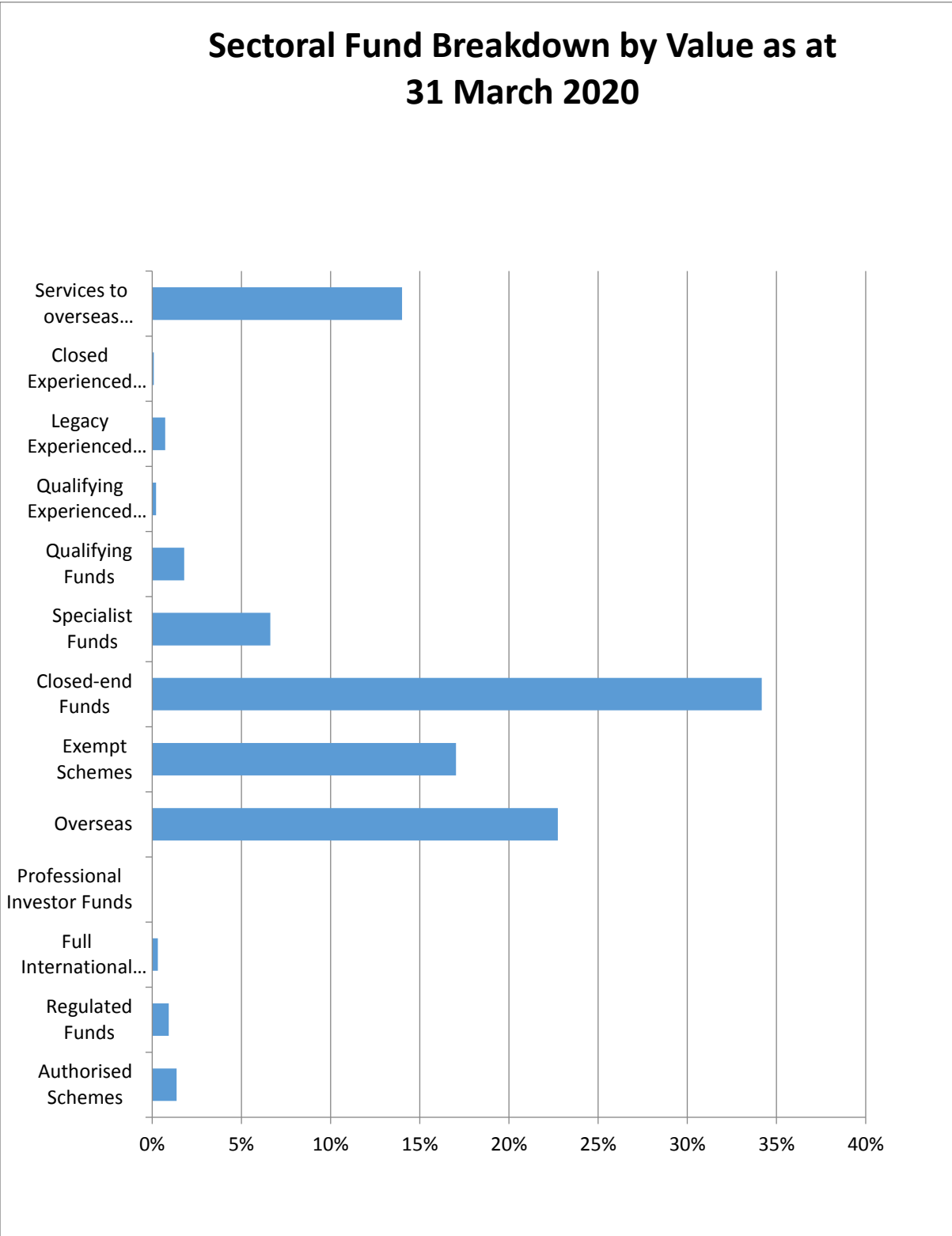


2. Fund Categorisations – Change in aggregate NAVs and number of funds during the quarter

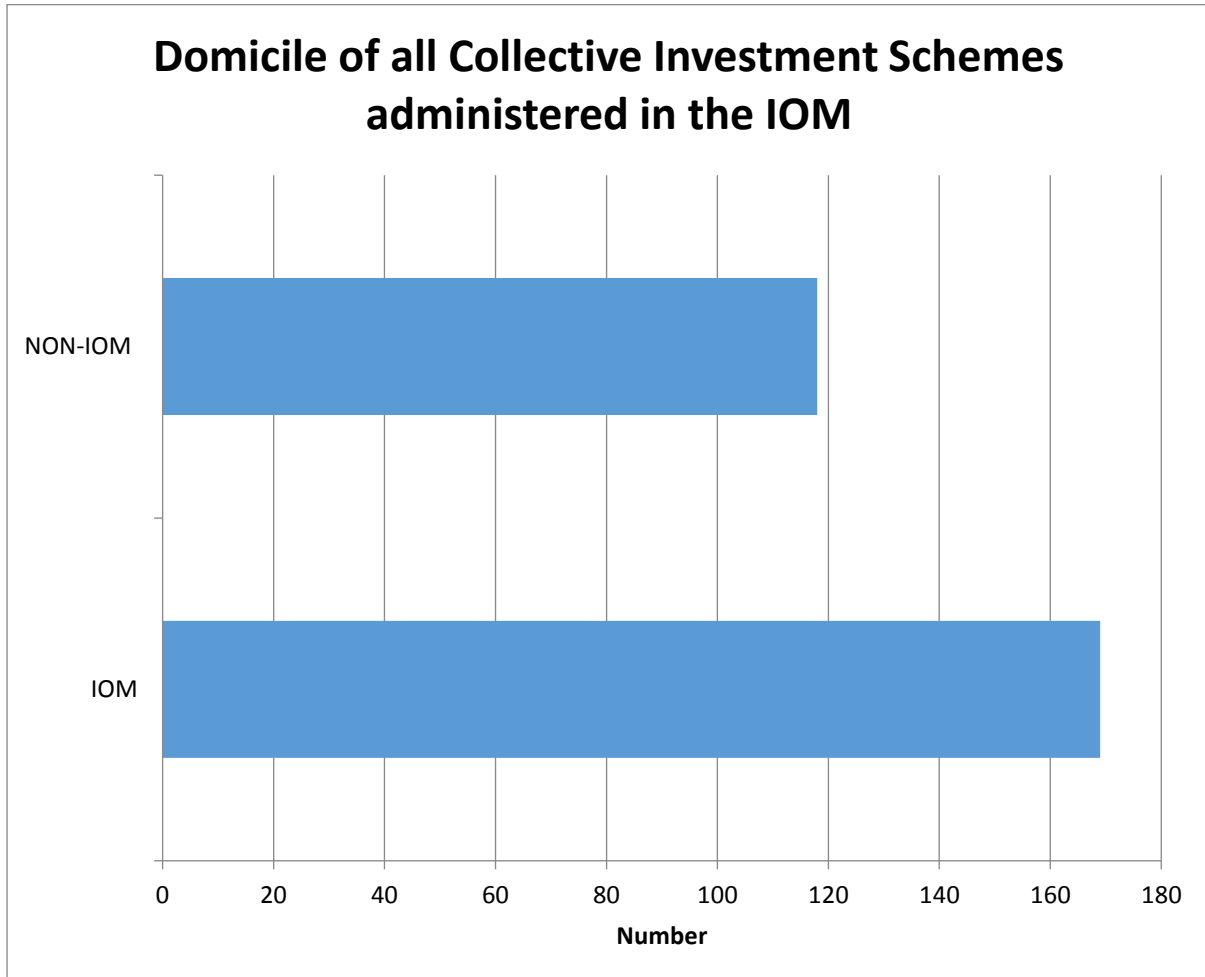
Fund Type	No. of Funds	New	Ceased	NAV DEC 2019 US\$	NAV MAR 2020 US\$	NAV Quarterly % change
Authorised Schemes (retail)	3	0	0	259.17m	209.90m	-19%
Regulated Fund (can be retail)	4	0	0	183.63m	166.87m	-9.13%
Specialist Fund	12	0	1	1.25bn	1.11bn	-10.40%
Qualifying Fund	8	0	0	378.47m	425.11m	+12,32%
Full International Scheme (retail legacy fund)	1	N/A	0	69.80m	71.62m	+2.61%
Experienced Investor Funds ('EIF') (Legacy Funds)						
Closed EIF	2	N/A	1	15.09m	4.82m	-68.06%
Legacy EIF	5	N/A	0	127.88m	118.20m	-7.57%
Qualifying EIF	2	N/A	0	34.15m	32.65m	-4.39%
Exempt Schemes	107	3	4	3.03bn	2.94bn	-2.97%
Overseas Schemes	46	6	5	4.54bn	3.74bn	-17.62%
Services to overseas managers or administrators of schemes (previously Inward Outsourcing)	41	2	5	2.46bn	2.37bn	-3.66%
Closed-Ended Investment Companies¹ (CEIC)	56	1	0	6.27bn	6.70bn	+6.86%
TOTAL FOR ALL FUNDS	287	12	16	18.62bn	17.90bn	-4.40%

¹ This figure covers only those Closed Ended Investment Companies for which licenceholders are required to report statistics

3. Sectoral Fund Breakdown by NAV as at 31 March 2020



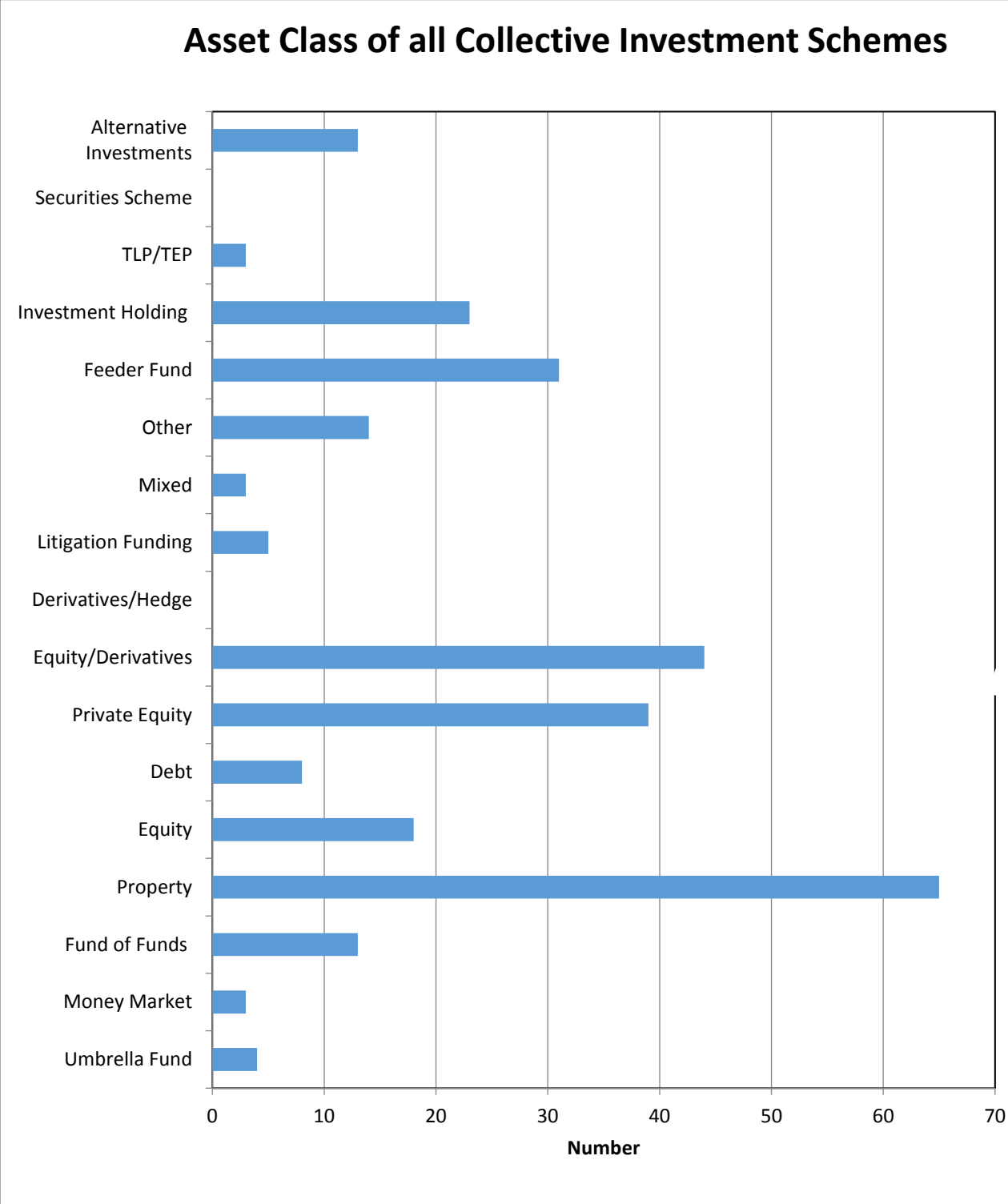
4. Domicile of all Collective Investment Schemes administered or managed in the IOM, including services to overseas managers or administrators of schemes



Origin of non-Isle of Man schemes:

Cayman	82
BVI	21
Jersey	2
UK	4
Malta	2
Ireland	2
Guernsey	1
Bahamas	1
US	2
St Vincent	1

5. Asset Class of all Collective Investment Schemes Legal Constitution of Collective Investment Schemes



6. Legal Constitution of Collective Investment Schemes

