

**ISLE OF MAN
FINANCIAL SERVICES AUTHORITY**

Lught-Reill Shirveishyn Argidoil Ellan Vannin

FUNDS QUARTERLY STATISTICAL BULLETIN

31 December 2020

Contents

1. Net Asset Value of Funds.....	3
2. Fund Categorisations – Change in aggregate NAVs and number of funds during the quarter.....	4
3. Sectoral Fund breakdown by Net Asset Value.....	5
4. Domicile of all Funds administered in the IOM.....	6
5. Asset Class of all Funds.....	7
6. Legal Constitution of Collective Investment Schemes	8

Date issued: March 2021

Enquiries

Banking, Funds & Investment Division

Isle of Man Financial Services Authority

P.O. Box 58, Finch Hill House, Bucks Road, Douglas, Isle of Man, IM99 IDT

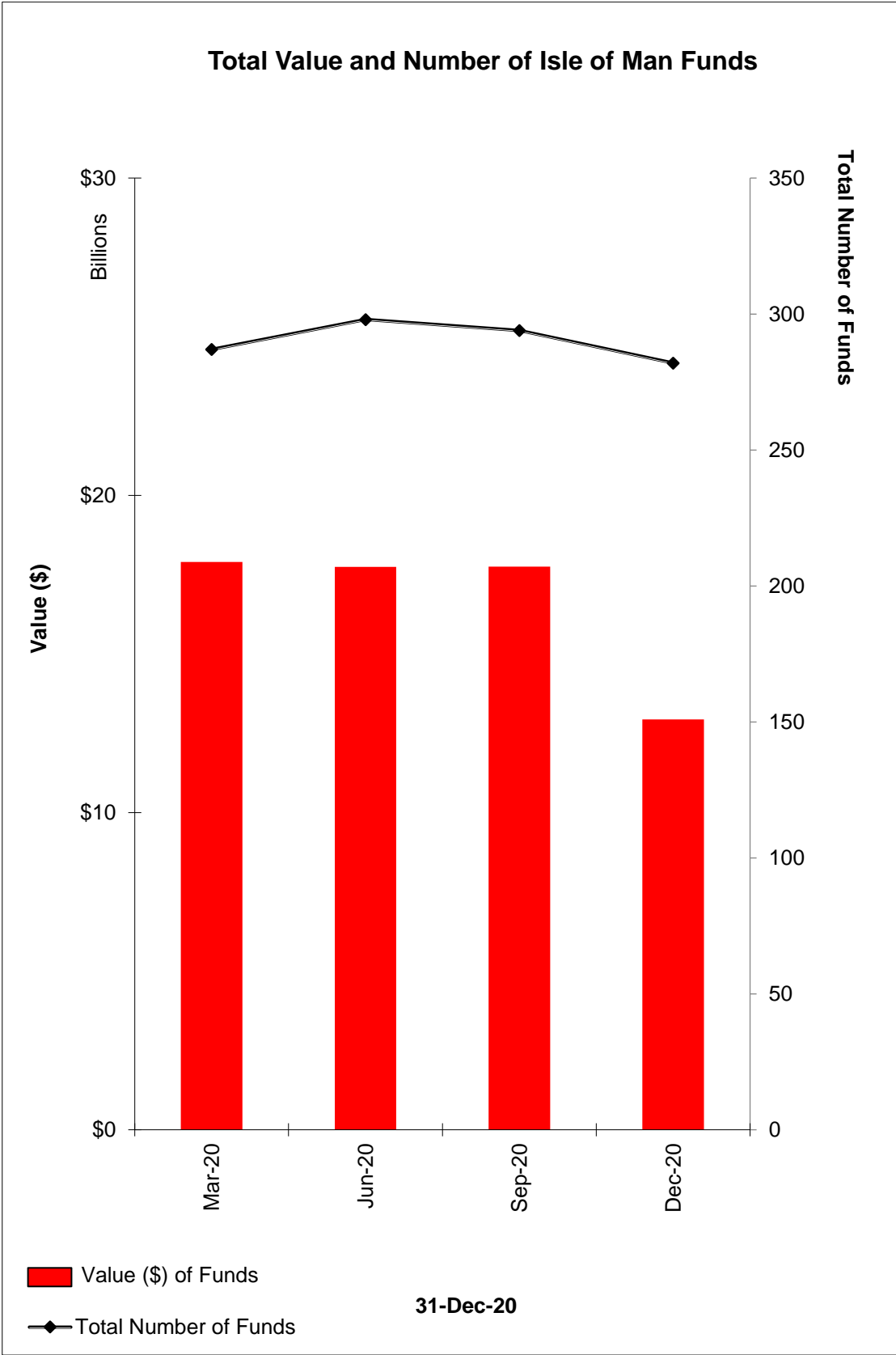
Tel: (01624) 646000

Email: info@iomfsa.im

Website: www.iomfsa.im

For further details of the regulatory framework for each type of scheme please refer to the Funds page of the Authority's website.

1. Net Asset Value (NAV) and Number of Funds

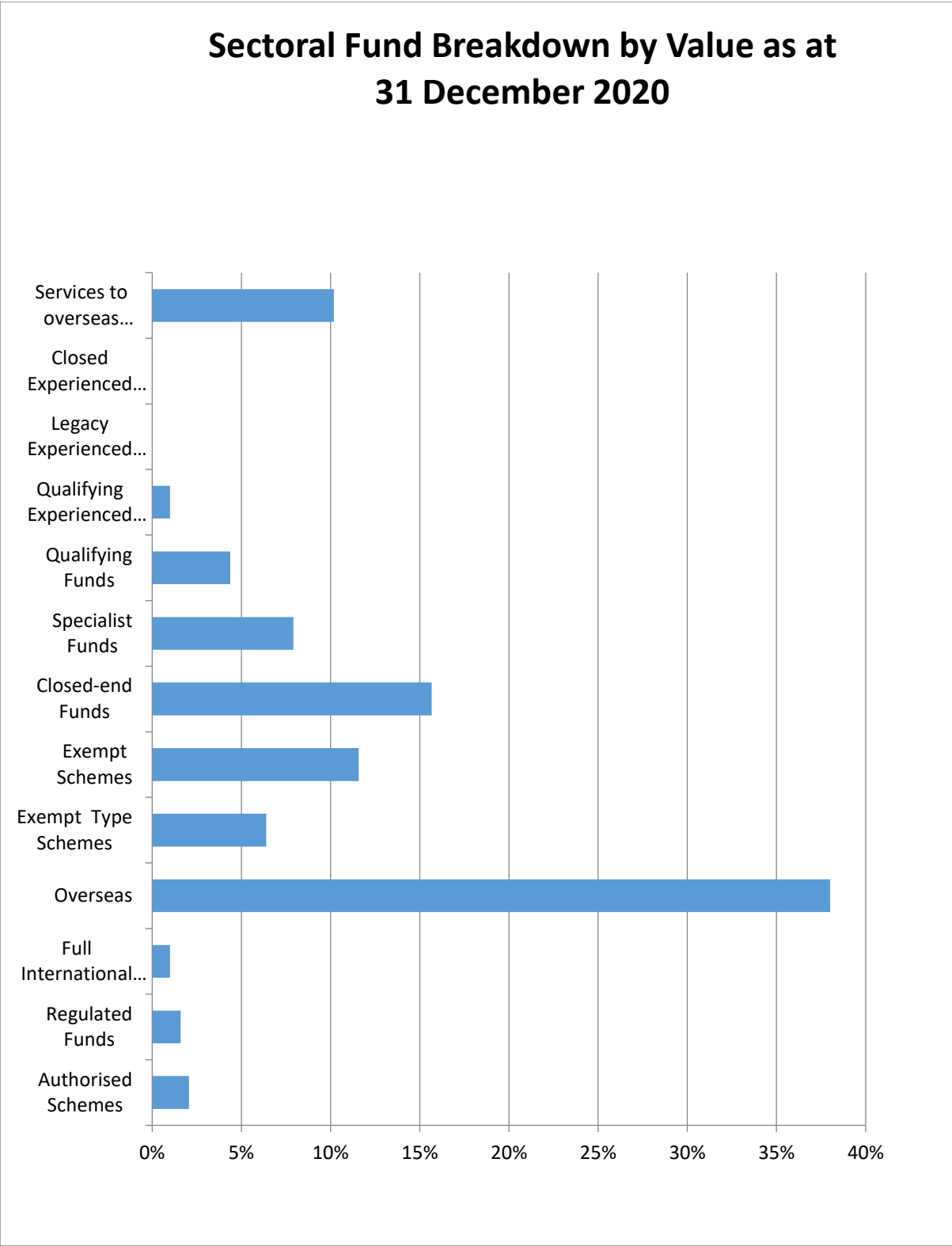


2. Fund Categorisations – Change in aggregate NAVs and number of funds during the quarter

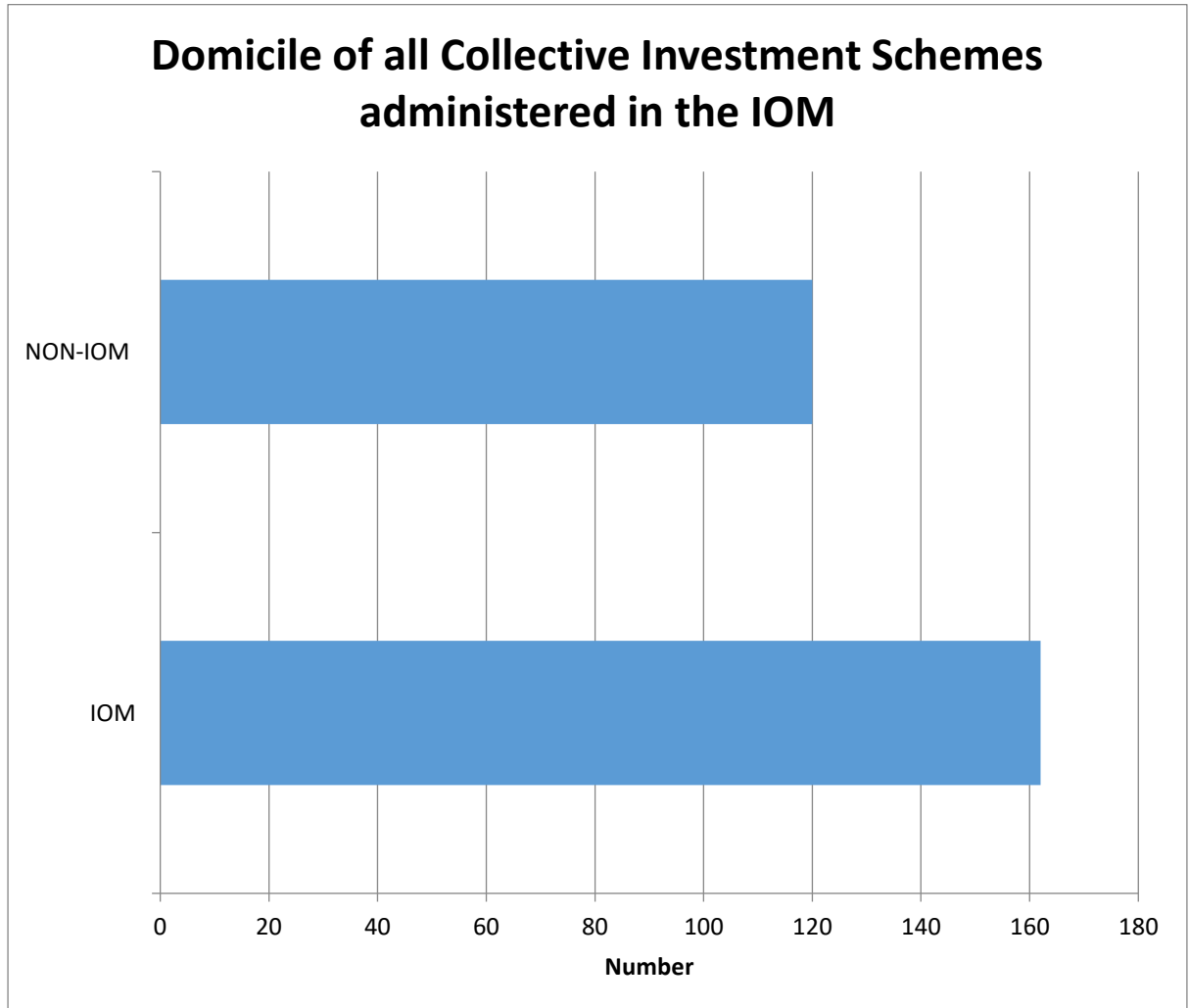
Fund Type	No. of Funds	New	Ceased	NAV Sept 2020 US\$	NAV Dec 2020 US\$	NAV Quarterly % change
Authorised Schemes (retail)	3	0	0	242.14m	266.51m	+10.06%
Regulated Fund (can be retail)	4	0	0	183.23m	205.40m	+12.10%
Specialist Fund	11	1	1	952.79m	1.03bn	+7.53%
Qualifying Fund	7	0	0	514.20m	565.86m	+10.05%
Full International Scheme (retail legacy fund)	1	N/A	0	108.55m	109.8m	+1.13%
Experienced Investor Funds ('EIF') (Legacy Funds)						
Closed EIF	2	N/A	0	4.43m	4.53m	+2.26%
Legacy EIF	2	N/A	1	0.66m	0.22m	-66.67%
Qualifying EIF	2	N/A	0	29.76m	28.53m	-4.13%
Exempt-type Schemes	22	0	0	869.79m	826.31m	-5%
Exempt Schemes	97	4	3	1.44bn	1.50bn	+4.17%
Overseas Schemes	46	1	3	4.31bn	5.06bn	+17.41%
Services to overseas managers or administrators of schemes (previously Inward Outsourcing)	32	0	7	7.13bn	1.32bn	-81.49%
Closed-Ended Investment Companies¹ (CEIC)	53	0	3	1.97bn	2.03bn	+3.05%
TOTAL FOR ALL FUNDS	282	6	18	17.75bn	12.94bn	-27.10%

¹ This figure covers only those Closed Ended Investment Companies for which licenceholders are required to report statistics

3. Sectoral Fund Breakdown by NAV as at 31 December 2020



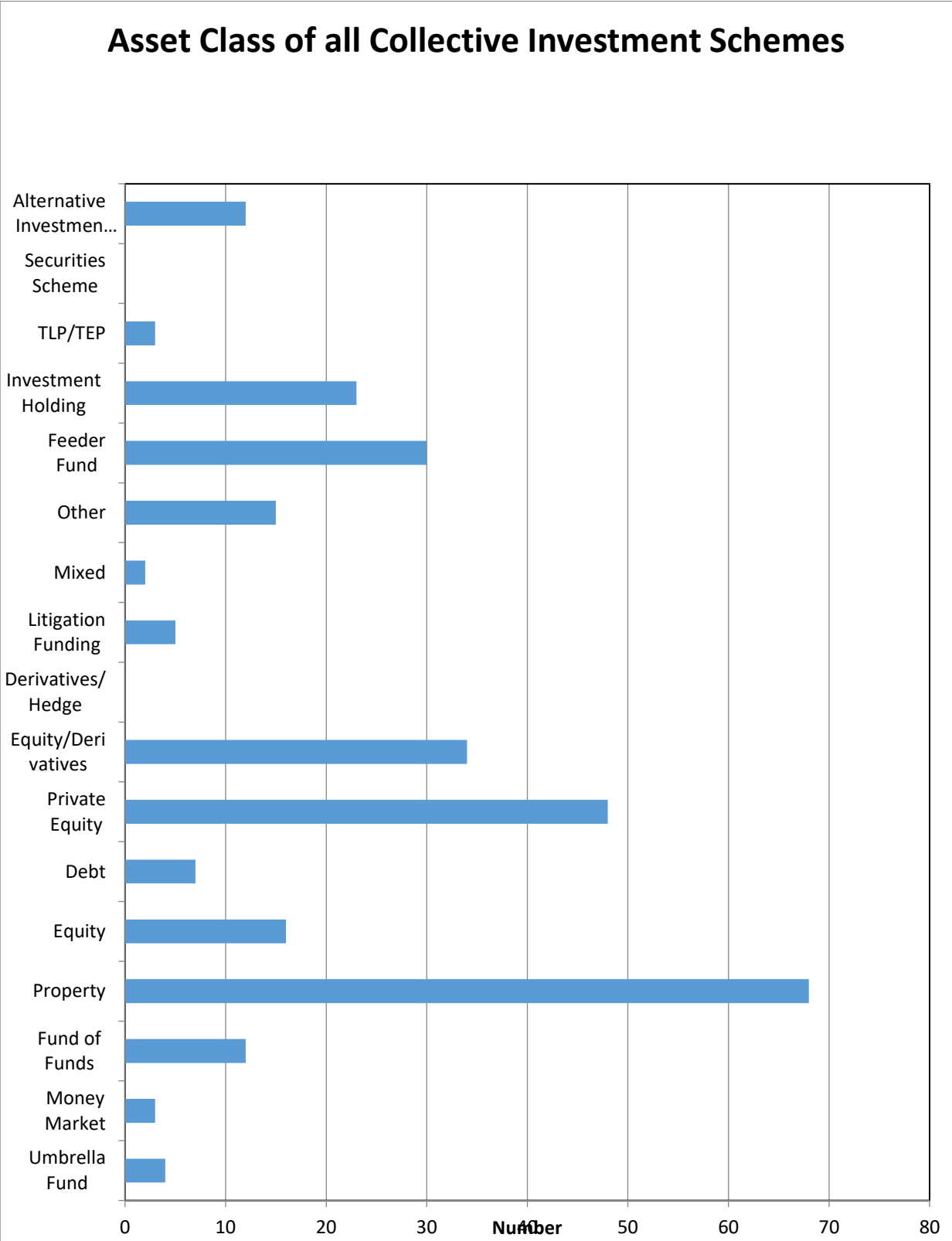
4. Domicile of all Collective Investment Schemes administered or managed in the IOM, including services to overseas managers or administrators of schemes



Origin of non-Isle of Man schemes:

Cayman	75
BVI	31
Jersey	2
UK	4
Malta	2
Ireland	2
Guernsey	0
Bahamas	1
US	2
St Vincent	1

5. Asset Class of all Collective Investment Schemes Legal Constitution of Collective Investment Schemes



S

6. Legal Constitution of Collective Investment Schemes

