

**ISLE OF MAN
FINANCIAL SERVICES AUTHORITY**

Lught-Reill Shirveishyn Argidoil Ellan Vannin

FUNDS QUARTERLY STATISTICAL BULLETIN

31 March 2022

Contents

1. Net Asset Value of Funds.....	3
2. Fund Categorisations – Change in aggregate NAVs and number of funds during the quarter.....	4
3. Sectoral Fund breakdown by Net Asset Value.....	5
4. Domicile of all Funds administered in the IOM.....	6
5. Asset Class of all Funds.....	7
6. Legal Constitution of Collective Investment Schemes	8

Date issued: June 2022

Enquiries

Banking, Funds & Investment Division

Isle of Man Financial Services Authority

P.O. Box 58, Finch Hill House, Bucks Road, Douglas, Isle of Man, IM99 IDT

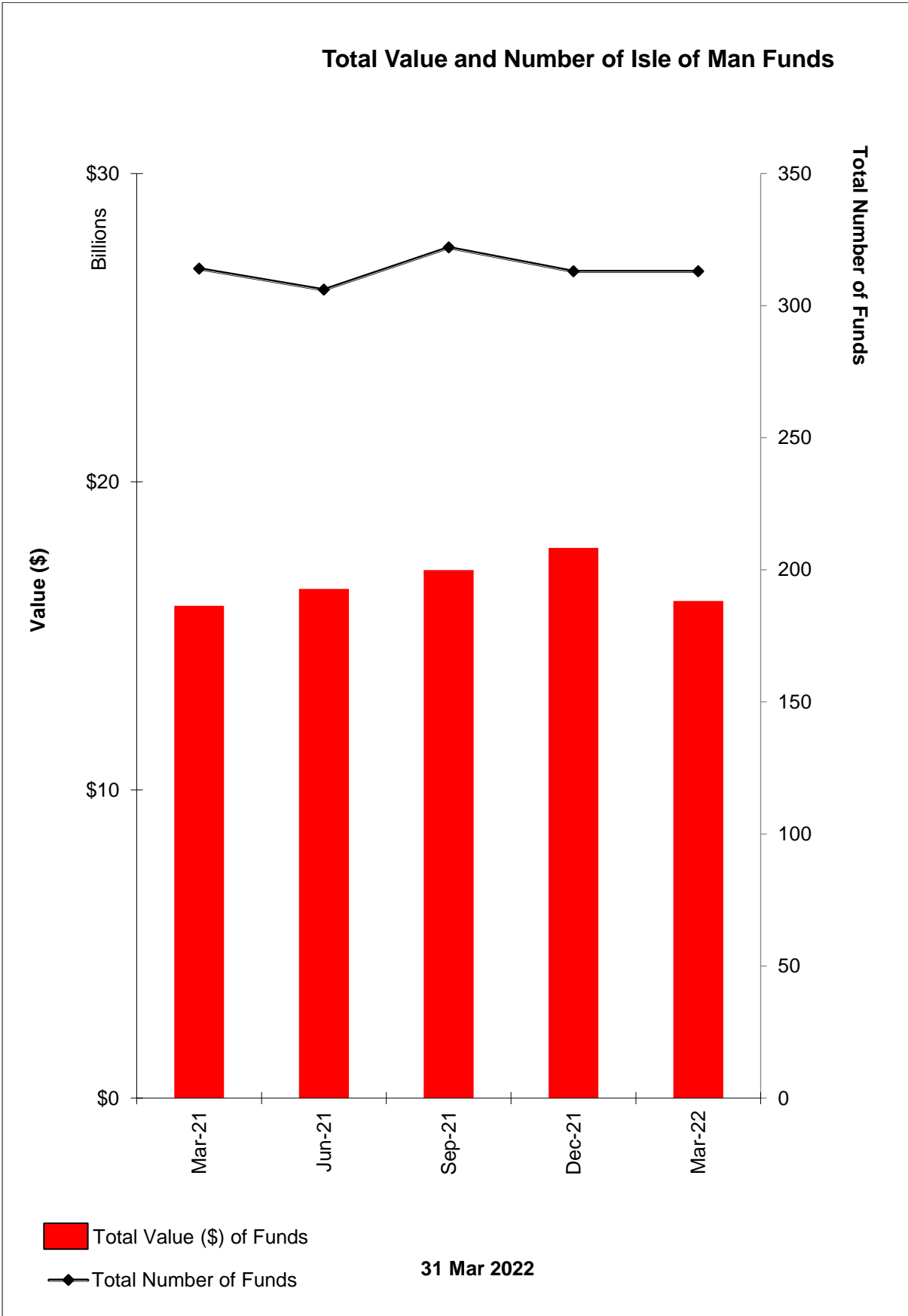
Tel: (01624) 646000

Email: info@iomfsa.im

Website: www.iomfsa.im

For further details of the regulatory framework for each type of scheme please refer to the Funds page of the Authority's website.

1. Net Asset Value (NAV) and Number of Funds

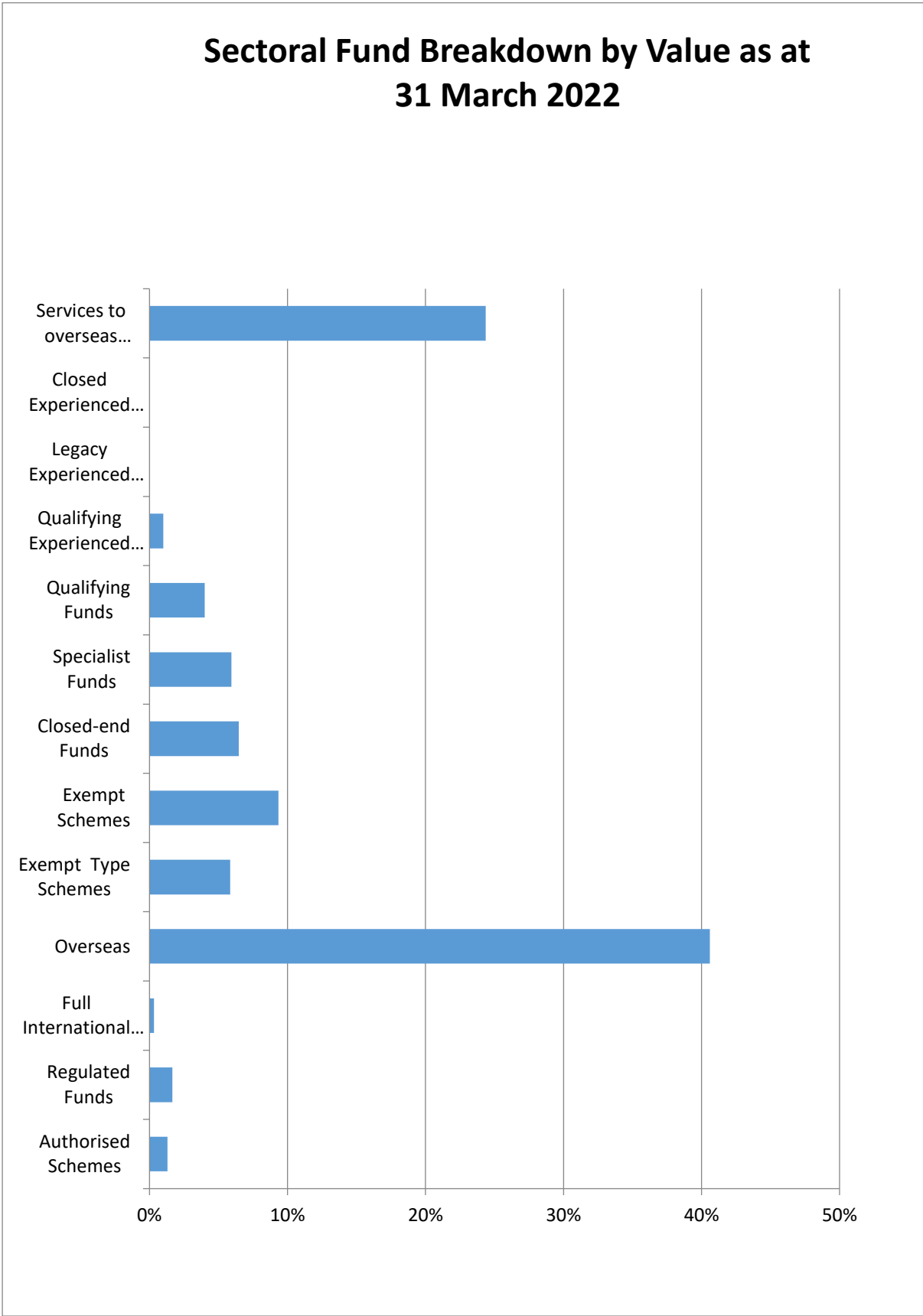


2. Fund Categorisations – Change in aggregate NAVs and number of funds during the quarter

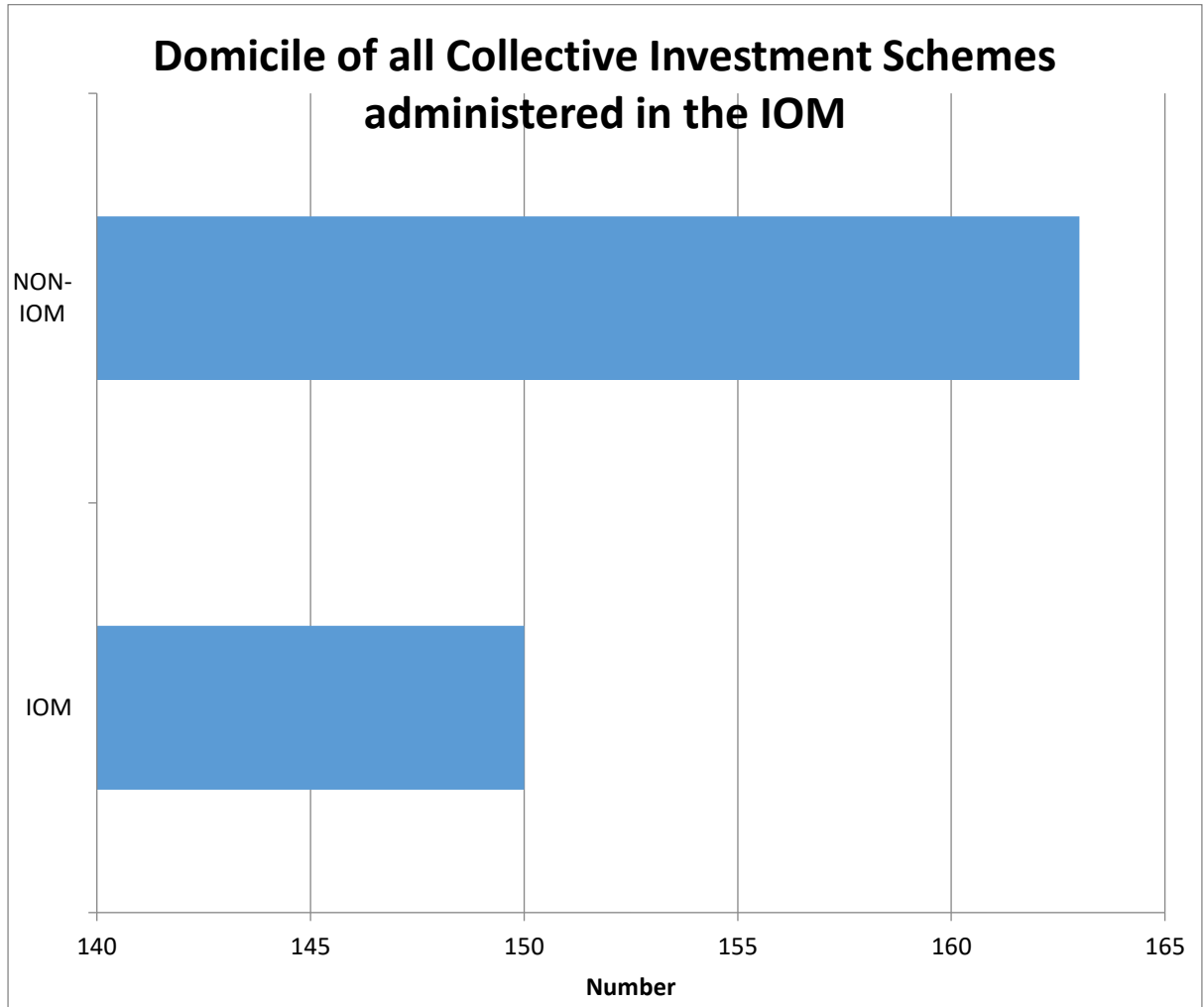
Fund Type	No. of Funds	New	Ceased	NAV Dec 2021 US\$	NAV Mar 2022 US\$	NAV Quarterly % change
Authorised Schemes (retail)	3	0	0	233.06m	210.03m	-9.88%
Regulated Fund (can be retail)	5	0	0	261.93m	267.80m	+2.24%
Specialist Fund	9	0	1	1.12bn	957.74m	-14.55%
Qualifying Fund	7	0	0	642.36m	645.41m	+0.47%
Full International Scheme (retail legacy fund)	1	N/A	0	61.27m	53.03m	-13.45%
Experienced Investor Funds ('EIF') (Legacy Funds)						
Closed EIF	2	N/A	0	4.43m	3.84m	-13.32%
Legacy EIF	2	N/A	0	0.03m	0.01m	-66.67
Qualifying EIF	2	N/A	0	24.65m	23.00m	-6.69%
Exempt-type Schemes	18	0	2	977.92m	943.30m	-3.54%
Exempt Schemes	92	2	0	1.65bn	1.51bn	-8.48%
Overseas Schemes	48	0	0	6.51bn	6.55bn	+0.61%
Services to overseas managers or administrators of schemes (previously Inward Outsourcing)	77	2	0	4.40bn	3.93bn	-10.68%
Closed-Ended Investment Companies¹ (CEIC)	47	0	1	1.97bn	1.04bn	-47.21%
TOTAL FOR ALL FUNDS	313	4	4	17.85bn	16.13bn	-9.64%

¹ This figure covers only those Closed Ended Investment Companies for which licenceholders are required to report statistics.

3. Sectoral Fund Breakdown by NAV as at 31 March 2022



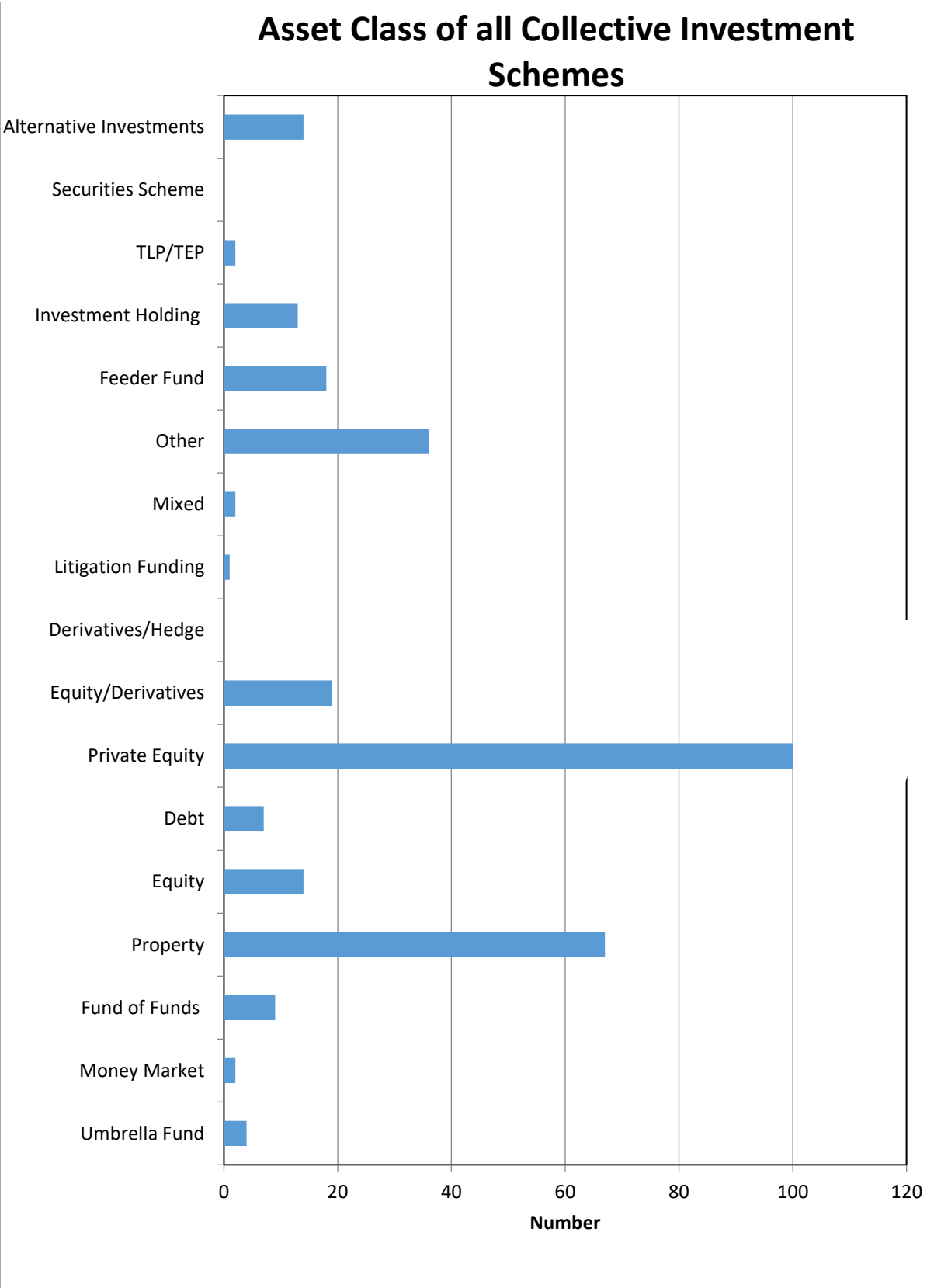
4. Domicile of all Collective Investment Schemes administered or managed in the IOM, including services to overseas managers or administrators of schemes



Origin of non-Isle of Man schemes:

Cayman	75
BVI	48
Jersey	3
UK	4
Malta	3
Ireland	2
Bahamas	2
US	1
St Vincent	1
Netherlands	4
Canada	20

5. Asset Class of all Collective Investment Schemes



6. Legal Constitution of Collective Investment Schemes

