

**ISLE OF MAN
FINANCIAL SERVICES AUTHORITY**

Lught-Reill Shirveishyn Argidoil Ellan Vannin

FUNDS QUARTERLY STATISTICAL BULLETIN

30 June 2022

Contents

1. Net Asset Value of Funds.....	3
2. Fund Categorisations – Change in aggregate NAVs and number of funds during the quarter.....	4
3. Sectoral Fund breakdown by Net Asset Value.....	5
4. Domicile of all Funds administered in the IOM.....	6
5. Asset Class of all Funds.....	7
6. Legal Constitution of Collective Investment Schemes	8

Date issued: August 2022

Enquiries

Banking, Funds & Investment Division

Isle of Man Financial Services Authority

P.O. Box 58, Finch Hill House, Bucks Road, Douglas, Isle of Man, IM99 IDT

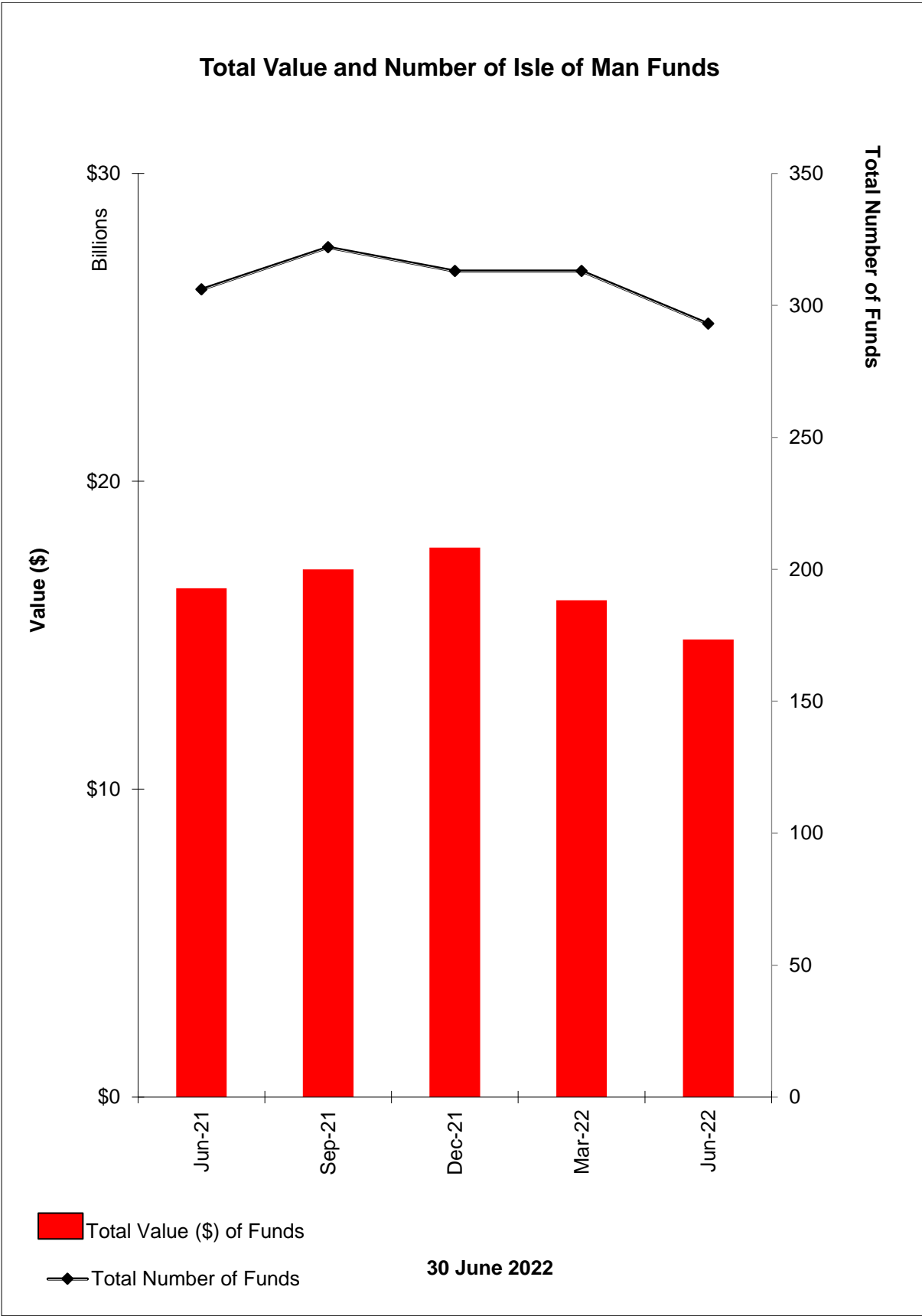
Tel: (01624) 646000

Email: info@iomfsa.im

Website: www.iomfsa.im

For further details of the regulatory framework for each type of scheme please refer to the Funds page of the Authority's website.

1. Net Asset Value (NAV) and Number of Funds

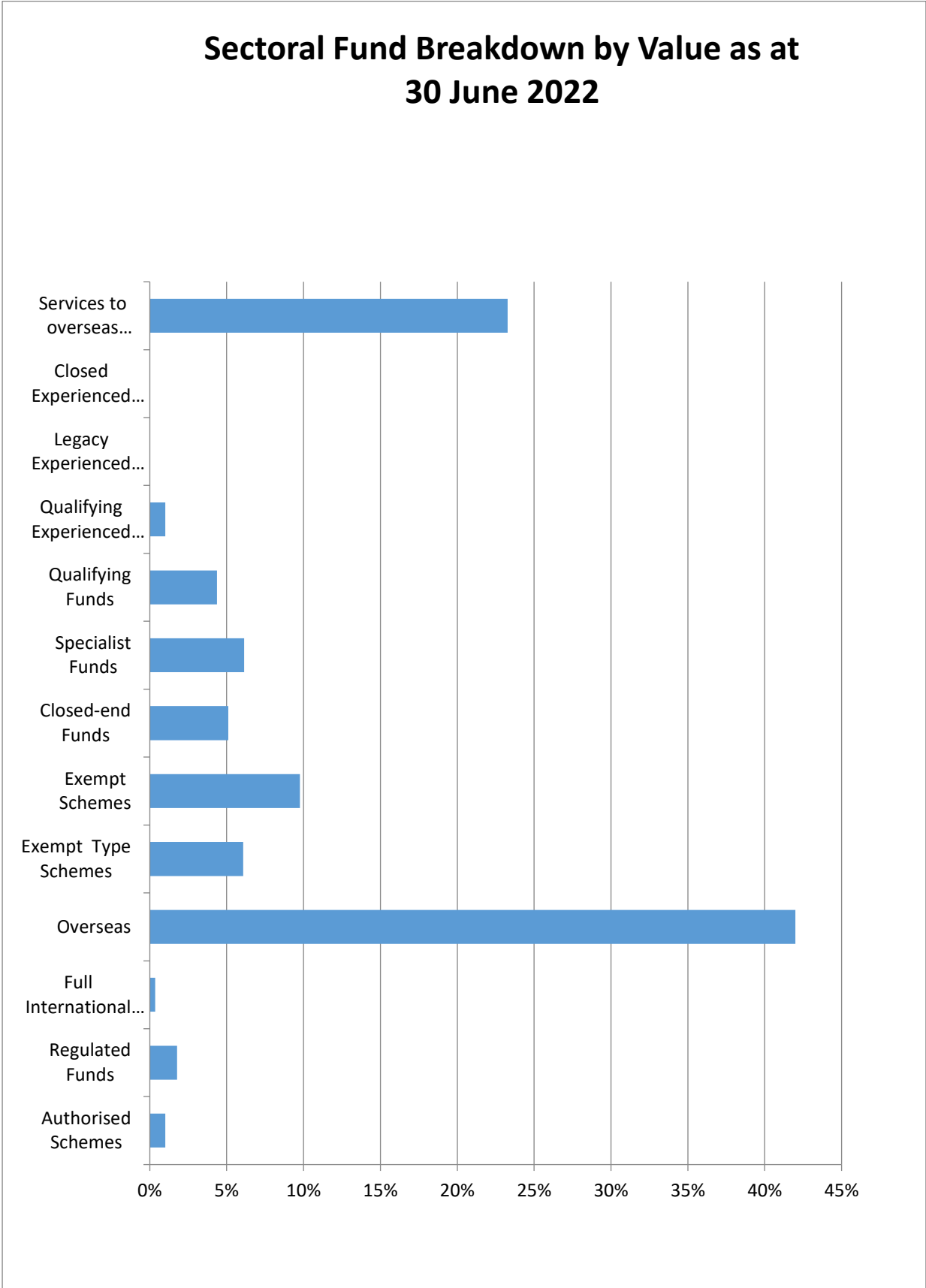


2. Fund Categorisations – Change in aggregate NAVs and number of funds during the quarter

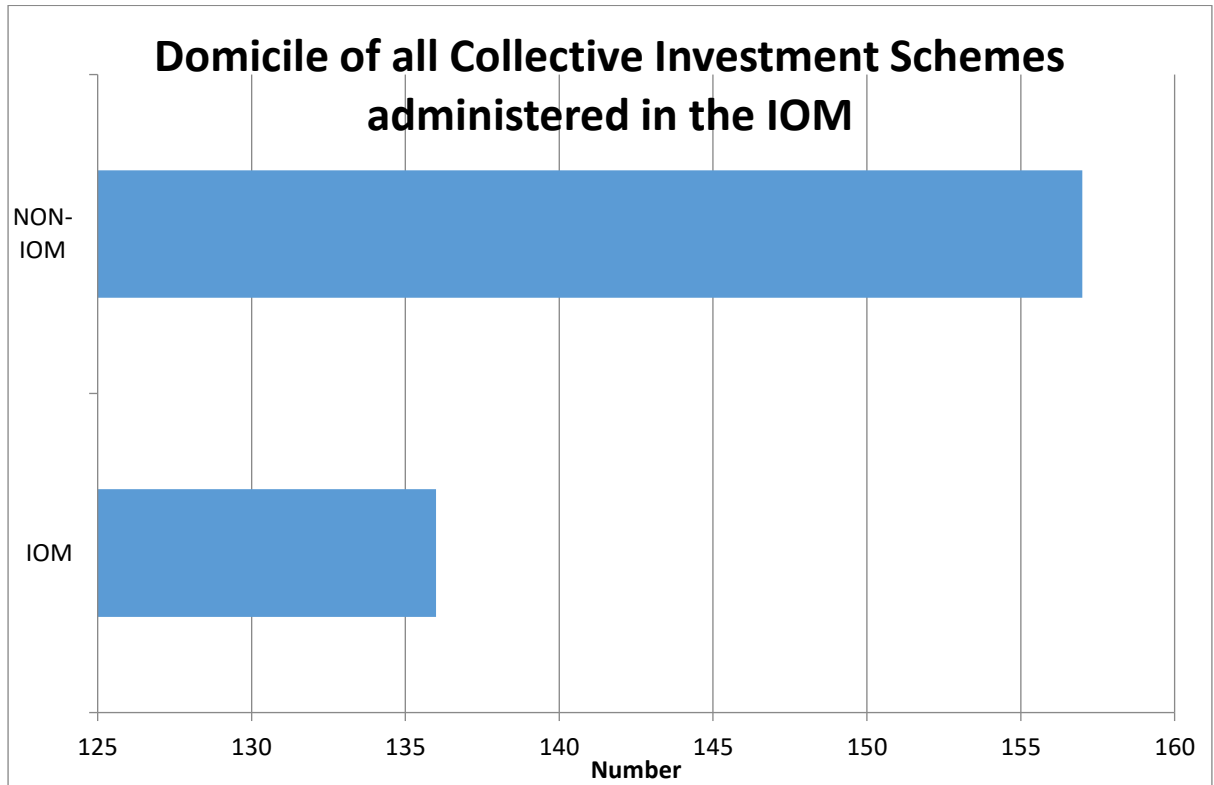
Fund Type	No. of Funds	New	Ceased	NAV Mar 2022 US\$	NAV June 2022 US\$	NAV Quarterly % change
Authorised Schemes (retail)	3	0	0	210.03m	148.74m	-29.18%
Regulated Fund (can be retail)	5	0	0	267.80m	264.31m	-1.30%
Specialist Fund	9	0	0	957.74m	911.85m	-4.79%
Qualifying Fund	7	0	0	645.41m	649.72m	+0.67%
Full International Scheme (retail legacy fund)	1	N/A	0	53.03m	50.96m	-3.90%
Experienced Investor Funds ('EIF') (Legacy Funds)						
Closed EIF	2	N/A	0	3.84m	3.22m	-16.15%
Legacy EIF	2	N/A	0	0.01m	0.01m	0.00%
Qualifying EIF	2	N/A	0	23.00m	20.68m	-10.09%
Exempt-type Schemes	19	1	0	943.30m	902.07m	-4.37%
Exempt Schemes	84	6	14	1.51bn	1.45bn	-3.97%
Overseas Schemes	52	4	0	6.55bn	6.24bn	-4.73%
Services to overseas managers or administrators of schemes (previously Inward Outsourcing)	75		2	3.93bn	3.46bn	-11.96%
Closed-Ended Investment Companies¹ (CEIC)	32	0	15	1.04bn	759.14m	-27.01%
TOTAL FOR ALL FUNDS	293	11	31	16.13bn	14.86bn	-7.87

¹ This figure covers only those Closed Ended Investment Companies for which licenceholders are required to report statistics.

3. Sectoral Fund Breakdown by NAV as at 30 June 2022



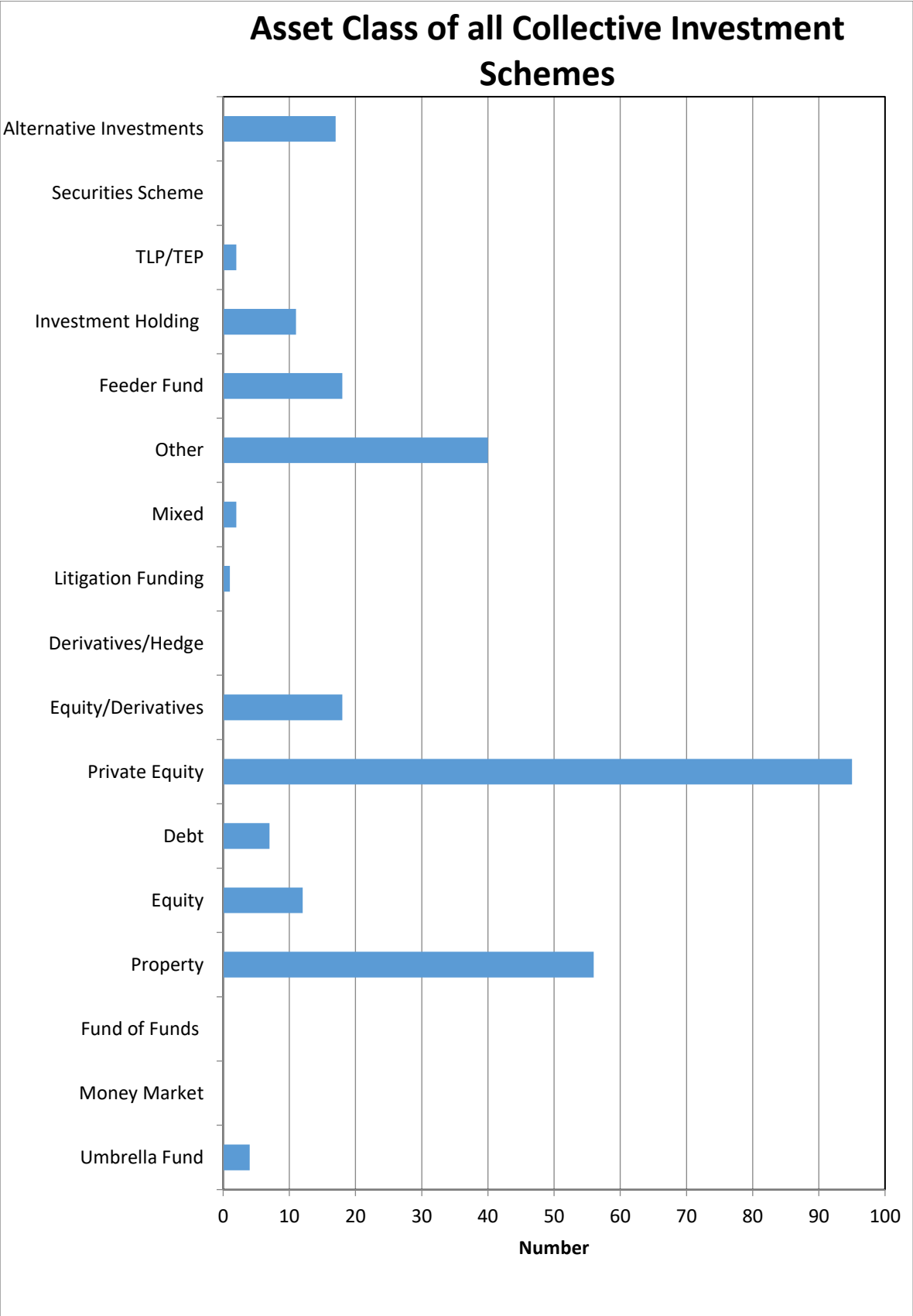
4. Domicile of all Collective Investment Schemes administered or managed in the IOM, including services to overseas managers or administrators of schemes



Origin of non-Isle of Man schemes:

Cayman	67
BVI	49
Jersey	3
UK	4
Malta	5
Ireland	2
Bahamas	2
US	2
St Vincent	1
Netherlands	2
Canada	20

5. Asset Class of all Collective Investment Schemes



6. Legal Constitution of Collective Investment Schemes

